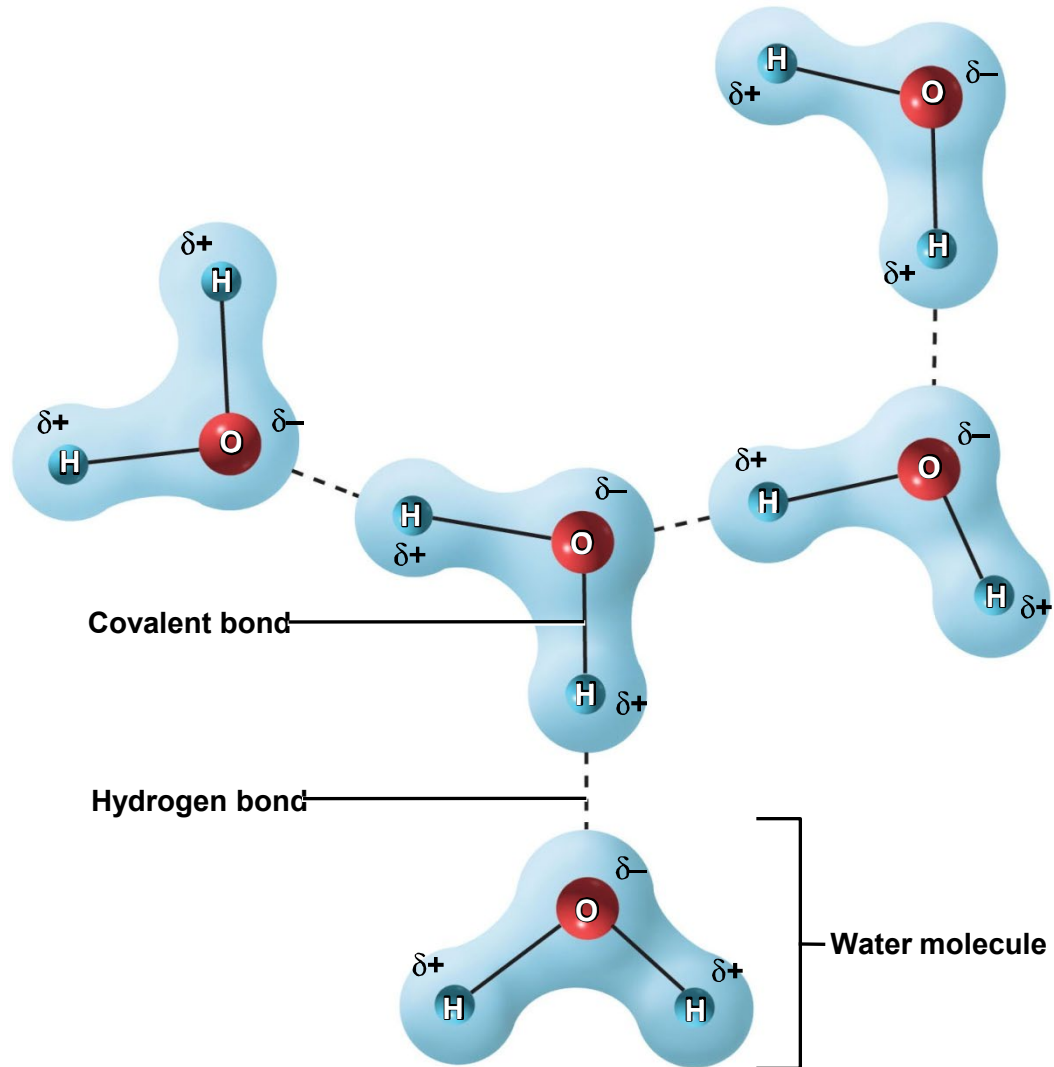


Chapter 2

Chemistry



In the beginning, it started with chemistry!

Atoms make molecules

Molecules combine to make macromolecules

Macromolecules organize into organelles

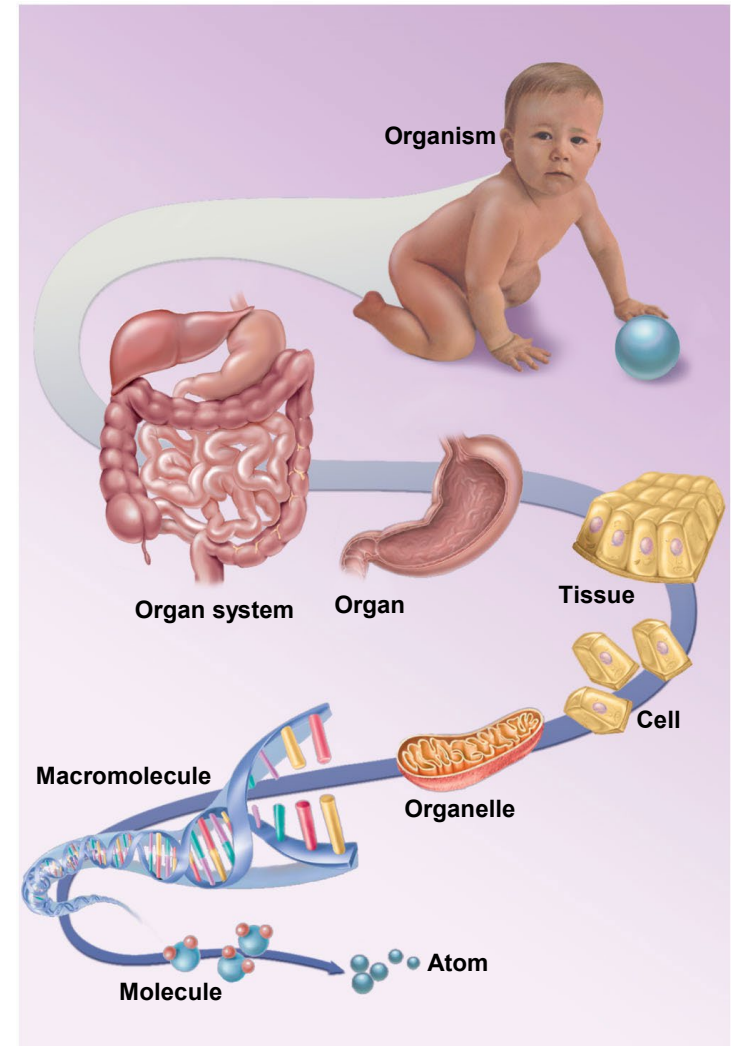
Organelles combine to form cells

Cells combine to make tissue

Tissue combine to make organs

Organs combine to make systems

Eleven different systems combine to make you!



Who first suggested matter is made up of atoms ?




Leucippus

Leucippus is traditionally credited as the **founder of atomism**, which he developed with his student Democritus. Leucippus divided the world into two entities: atoms are indivisible particles that make up all things, and the void, the nothingness that exists between the atoms.

Democritus was a Greek pre-Socratic philosopher primarily remembered today for his formulation of an atomic theory of the universe. He advanced Leucippus idea. Known as the “Laughing Philosopher” because he believed happiness was the key to a good life (and probably because he found the ignorance of others amusing (c. 460–370 BCE),


Democritus Quotes:

- **Nothing exists except atoms and empty space; everything else is opinion.**
- > Happiness resides not in possessions, and not in gold, happiness dwells in the soul.
- > Throw moderation to the winds, and the greatest pleasures bring the greatest pains.



Democritus

Largely ignored in ancient Athens, Democritus is said to have been disliked so much by Plato that the latter wished all his books burned. He was nevertheless well known to his fellow northern-born philosopher Aristotle. Many consider Democritus to be the "father of modern science". None of his writings have survived; only fragments are known from his vast body of work. (Wiki)



Aristotle: Later, **Aristotle** (c. 384–c. 322 B.C.) popularized the idea that all matter was made of earth, air, water, and fire in varying proportions. According to this notion, one should be able to make gold from other materials by adjusting the ratios of the four elements therein.



Aristotle's Four Elements

Aristotle's ideas influenced alchemy and protochemistry for **2,000 years**.

Physicist in the early 1800s and into the early 1900s investigated the structure of matter and determined that matter is made up of atoms.

Today we know atoms are constructed of three atomic particles: **protons, neutrons, and electrons**.

The ability of atoms to “link together” (form a chemical bond) is a function of the **electrons being shared or donated**.

The Modern Atomic Structure Timeline



John Dalton, English scientist, **developed the modern atomic theory in 1803** /// He demonstrated air is constructed out of Atoms and oxygen is eight times heavier than hydrogen.

The main points of Dalton's atomic theory:

- 1) Elements are made of extremely small particles called atoms.
- 2) Atoms of a given element are identical in size, mass and other properties
- 3) Atoms cannot be subdivided, created or destroyed. (This he got wrong because atoms can be subdivided into protons, neutrons, and electrons.)
- 4) Atoms of different elements combine in simple whole-number ratios to form **chemical compounds**.
- 5) In chemical reactions, atoms are combined, separated, or rearranged.

In the late 1700's Scientists in France and England started to study air.

They discovered air was made up of different types of air.

They called these gasses "special airs".

The special airs they discovered were oxygen, hydrogen, and carbon dioxide.

The Discovery of the Periodic Table

“The Most Important Document in the World”

	I	ПЕРИОДИЧЕСКАЯ СИСТЕМА ЭЛЕМЕНТОВ					VII	VIII		
1		II	III	IV	V	VI				
2	Li	Be								
3	Na	Mg	Al							
4	K				V	Cr	Mn	Fe	Co	Ni
	Cu	Zn	Ga		As					
5					Nb	Mo	Tc	Ru	Rh	Pd
	Ag	Cd	In	Sn	Sb					
6					Ta	W	Re	Os	Ir	Pt
	Au		Tl	Pb	Bi					
7										
		Pr				Gd	Tb		Ho	


In 1869 Mendeleev used the mass and physical characteristics of known atoms (63 at the time) to construct a table consisting of **rolls (periods) and columns (groups)**.

His genius moment occurred when he realized that the blank spaces in his table represented yet to be discovered atoms! In the following decades, chemist worked to discovered the “missing atoms”.

Mendeleev's Periodic Table

TABELLE II

REIHEN	GRUPPE I. — R ² O	GRUPPE II. — RO	GRUPPE III. — R ² O ³	GRUPPE IV. RH ⁴ RO ²	GRUPPE V. RH ³ R ² O ⁵	GRUPPE VI. RH ² RO ³	GRUPPE VII. RH R ² O ⁷	GRUPPE VIII. — RO ⁴
1	H=1							
2	Li=7	Be=9,4	B=11	C=12	N=14	O=16	F=19	
3	Na=23	Mg=24	Al=27,3	Si=28	P=31	S=32	Cl=35,5	
4	K=39	Cd=40	—=44	Ti=48	V=51	Cr=52	Mn=55	Fe=56, Co=59, Ni=59, Cu=63.
5	(Cu=63)	Zn=65	—=68	—=72	As=75	Se=78	Br=80	
6	Rb=85	Sr=87	?Yt=88	Zr=90	Nb=94	Mo=96	—=100	Ru=104, Rh=104, Pd=106, Ag=108.
7	(Ag=108)	Cd=112	In=113	Sn=118	Sb=122	Te=125	J=127	
8	Cs=133	Ba=137	?Di=138	?Ce=140	—	—	—	— — — —
9	(—)	—	—	—	—	—	—	
10	—	—	?Er=178	?La=180	Ta=182	W=184	—	Os=195, Ir=197, Pt=198, Au=199.
11	(Au=199)	Hg=200	Tl=204	Pb=207	Bi=208	—	—	— — — —
12	—	—	—	Th=231	—	U=240	—	— — — —



Dmitri Mendeleev

1869

Figure 2.5 Dmitri Mendeleev's 1872 periodic table. The spaces marked with blank lines represent elements that Mendeleev deduced existed but were unknown at the time, so he left places for them in the table. The symbols at the top of the columns (e.g., R²O and RH⁴) are molecular formulas written in the style of the 19th century.

See Power Point - "Mendeleev: The Father of the Periodic Table"

Periodic Table of Elements

1	2	3	4	5	6	7	8	9	10	11	12	13	14	15	16	17	18																																
1 H Hydrogen 1.00794	Atomic # Symbol Name Atomic Mass																2 He Helium 4.002602																																
3 Li Lithium 6.941	4 Be Beryllium 9.012182	<table border="1"> <tr> <td>C Solid</td> <td colspan="4">Metals</td> <td colspan="3">Nonmetals</td> </tr> <tr> <td>Hg Liquid</td> <td>Alkali metals</td> <td>Alkaline earth metals</td> <td>Lanthanoids</td> <td>Transition metals</td> <td>Poor metals</td> <td>Other nonmetals</td> <td>Noble gases</td> </tr> <tr> <td>H Gas</td> <td></td> <td></td> <td>Actinoids</td> <td></td> <td></td> <td></td> <td></td> </tr> <tr> <td>Rf Unknown</td> <td></td> <td></td> <td></td> <td></td> <td></td> <td></td> <td></td> </tr> </table>										C Solid	Metals				Nonmetals			Hg Liquid	Alkali metals	Alkaline earth metals	Lanthanoids	Transition metals	Poor metals	Other nonmetals	Noble gases	H Gas			Actinoids					Rf Unknown								5 B Boron 10.811	6 C Carbon 12.0107	7 N Nitrogen 14.0067	8 O Oxygen 15.9994	9 F Fluorine 18.9984032	10 Ne Neon 20.1797
C Solid	Metals				Nonmetals																																												
Hg Liquid	Alkali metals	Alkaline earth metals	Lanthanoids	Transition metals	Poor metals	Other nonmetals	Noble gases																																										
H Gas			Actinoids																																														
Rf Unknown																																																	
11 Na Sodium 22.98976928	12 Mg Magnesium 24.3050	13 Al Aluminium 26.9815386	14 Si Silicon 28.0855	15 P Phosphorus 30.973762	16 S Sulfur 32.065	17 Cl Chlorine 35.453	18 Ar Argon 39.948																																										
19 K Potassium 39.0983	20 Ca Calcium 40.078	21 Sc Scandium 44.955912	22 Ti Titanium 47.887	23 V Vanadium 50.9415	24 Cr Chromium 51.9961	25 Mn Manganese 54.938045	26 Fe Iron 55.845	27 Co Cobalt 58.933195	28 Ni Nickel 58.6934	29 Cu Copper 63.546	30 Zn Zinc 65.38	31 Ga Gallium 69.723	32 Ge Germanium 72.64	33 As Arsenic 74.92160	34 Se Selenium 78.96	35 Br Bromine 79.904	36 Kr Krypton 83.798																																
37 Rb Rubidium 85.4678	38 Sr Strontium 87.62	39 Y Yttrium 88.90585	40 Zr Zirconium 91.224	41 Nb Niobium 92.90638	42 Mo Molybdenum 95.96	43 Tc Technetium (97.9072)	44 Ru Ruthenium 101.07	45 Rh Rhodium 102.90550	46 Pd Palladium 106.42	47 Ag Silver 107.8682	48 Cd Cadmium 112.411	49 In Indium 114.818	50 Sn Tin 118.710	51 Sb Antimony 121.760	52 Te Tellurium 127.80	53 I Iodine 126.90447	54 Xe Xenon 131.293																																
55 Cs Caesium 132.9054519	56 Ba Barium 137.327	57-71	72 Hf Hafnium 178.49	73 Ta Tantalum 180.94788	74 W Tungsten 183.84	75 Re Rhenium 186.207	76 Os Osmium 190.23	77 Ir Iridium 192.217	78 Pt Platinum 195.084	79 Au Gold 196.966569	80 Hg Mercury 200.59	81 Tl Thallium 204.3833	82 Pb Lead 207.2	83 Bi Bismuth 208.98040	84 Po Polonium (208.9824)	85 At Astatine (208.9871)	86 Rn Radon (222.0176)																																
87 Fr Francium (223)	88 Ra Radium (226)	89-103	104 Rf Rutherfordium (261)	105 Db Dubnium (262)	106 Sg Seaborgium (266)	107 Bh Bohrium (264)	108 Hs Hassium (277)	109 Mt Meitnerium (268)	110 Ds Darmstadtium (271)	111 Rg Roentgenium (272)	112 Uub Ununbium (285)	113 Uut Ununtrium (284)	114 Uuq Ununquadium (289)	115 Uup Ununpentium (288)	116 Uuh Ununhexium (292)	117 Uus Ununseptium	118 Uuo Ununoctium (294)																																

For elements with no stable isotopes, the mass number of the isotope with the longest half-life is in parentheses.

Design and Interface Copyright © 1997 Michael Dayah (michael@dayah.com). <http://www.ptable.com/>



57 La Lanthanum 138.90547	58 Ce Cerium 140.116	59 Pr Praseodymium 140.90765	60 Nd Neodymium 144.242	61 Pm Promethium (145)	62 Sm Samarium 150.36	63 Eu Europium 151.964	64 Gd Gadolinium 157.25	65 Tb Terbium 158.92535	66 Dy Dysprosium 162.500	67 Ho Holmium 164.93032	68 Er Erbium 167.259	69 Tm Thulium 168.93421	70 Yb Ytterbium 173.054	71 Lu Lutetium 174.9668
89 Ac Actinium (227)	90 Th Thorium 232.03806	91 Pa Protactinium 231.03588	92 U Uranium 238.02891	93 Np Neptunium (237)	94 Pu Plutonium (244)	95 Am Americium (243)	96 Cm Curium (247)	97 Bk Berkelium (247)	98 Cf Californium (251)	99 Es Einsteinium (252)	100 Fm Fermium (257)	101 Md Mendelevium (258)	102 No Nobelium (259)	103 Lr Lawrencium (262)

Periodic Table of Elements is the Alphabet of the Universe

Periodic Table - arrange atoms by the number of protons in nucleus and the atom's physical properties

Elements represented by one or two letter symbols

Atomic number tell us the number of protons in the atom

Atomic mass tell us the number of protons and neutrons in the atom

The rows are called **periods** // as you go down the table each row indicates the next orbit

All atoms in the same column (called a **group**) will have the same number of electrons in their **valence orbit**

24 elements have biological role /// **6 elements = 98.5% of body weight**

–oxygen, carbon, hydrogen, nitrogen, calcium, and phosphorus

–additional trace elements occur in smaller amounts

Atomic Structure

(Five Test Questions!)

The nucleus = at the center of the atom // location for protons and neutrons

Protons = single positive charge, mass = 1 amu (atomic mass unit) or Dalton

Neutrons = no charge, mass = 1 amu (or Dalton)

Number of protons = number of neutrons (some atoms may have different number of neutrons – call isotopes)

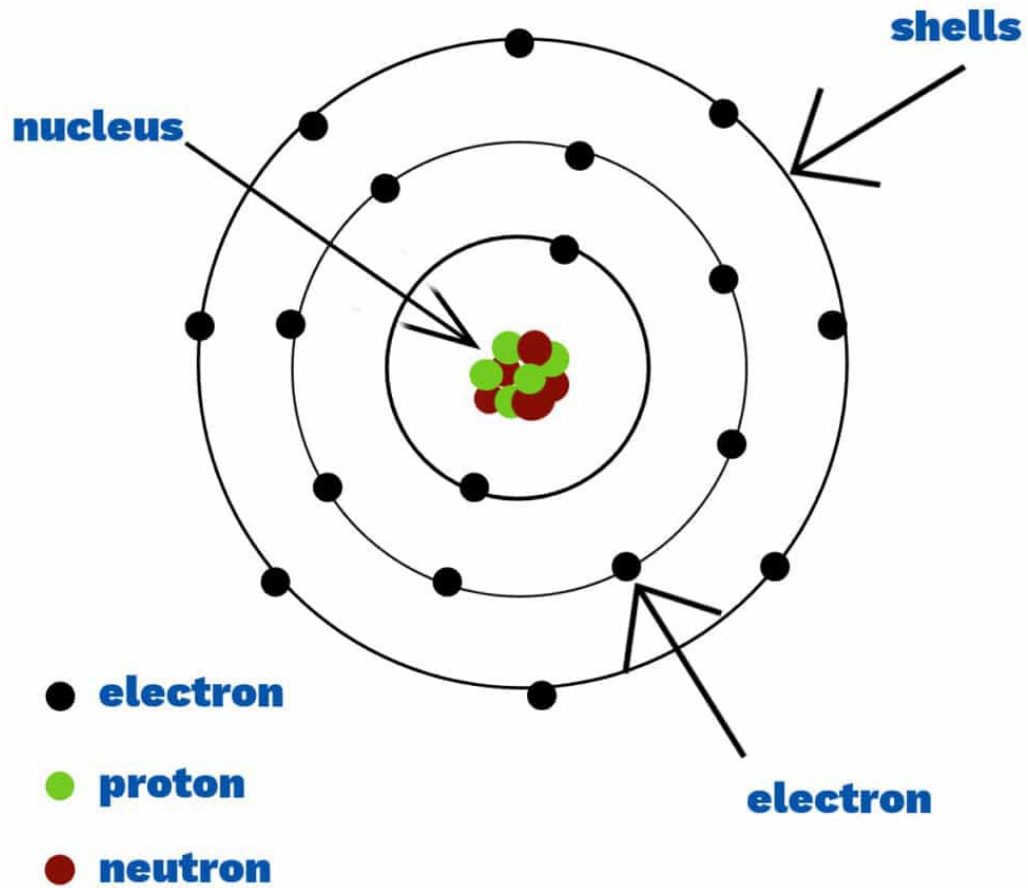
Atomic number = protons

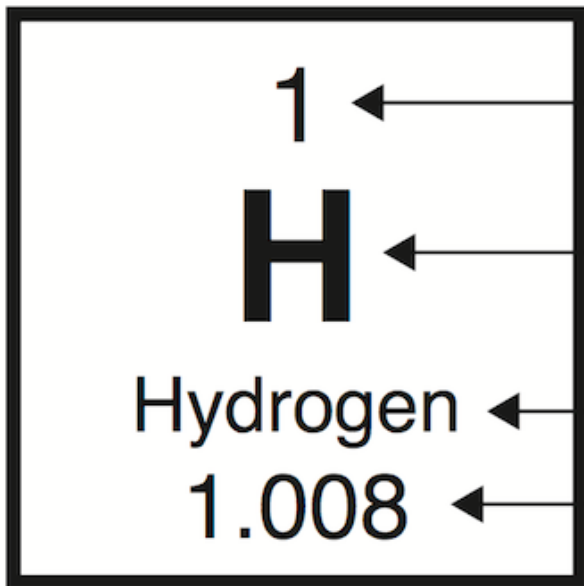
Atomic mass (weight) = number of protons and neutrons

Atom's charge is neutral because number of **electrons are equal to the number of protons**

Electrons = negative charged particles / little mass (.0005 Daltons) / travel at speed of light around nucleus in discrete patterns called **orbits or electron shells** // outer most electrons called **valence electrons**

Model of the Atom





atomic number

One proton

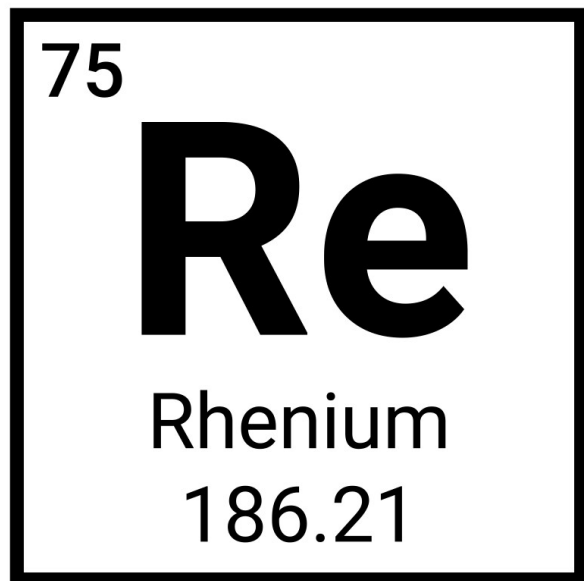
element symbol

One electron

element name

One neutron

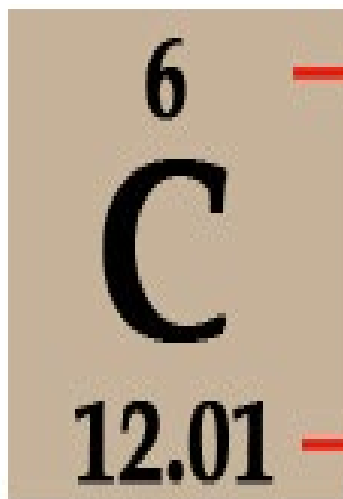
atomic weight



75 proton


75 electron

111 neutron



→ Atomic number

→ Atomic weight




What is an isotopes – same atoms that differ from one another only in the number of neutrons and therefore, in atomic mass

Atomic weight of an element accounts for the fact that an element is a mixture of atoms (atoms with equal protons and neutrons and those atoms that are isotopes)

Atomic Models

Solid sphere


J. Dalton



1803

Plum pudding

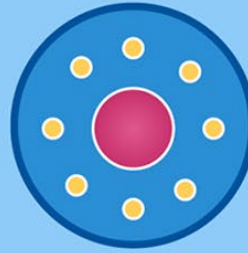
J.J. Thomson



1897

Planetary

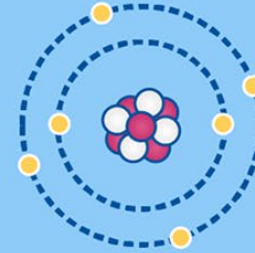
E. Rutherford



1911

Bohr


N. Bohr



1913

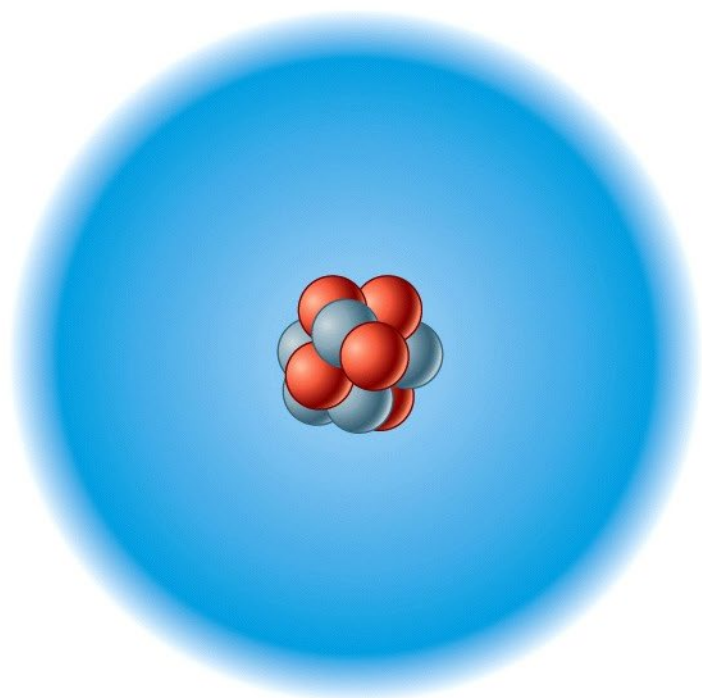
Quantum

E. Schrodinger



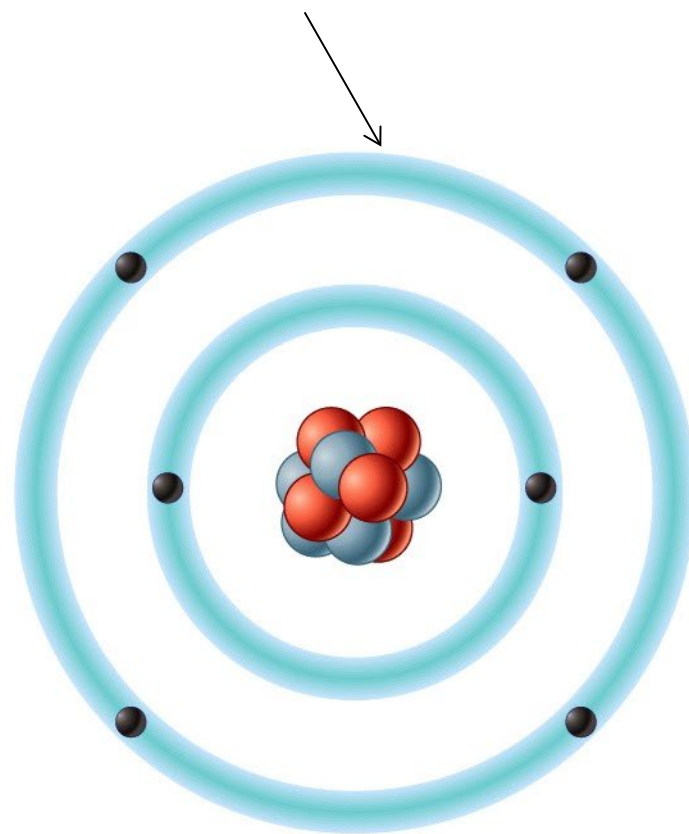
1927

- Protons (p^+)
 - Neutrons (n^0)
 - Electrons (e^-)
-] Nucleus



(a) Electron cloud model

Valence electrons



(b) Electron shell model

Periodic Table



Periods are the rows. Each period adds another “orbit” circling the nucleus. Electrons fill the orbital shells using the “**octet rule**”.


Groups are the columns. Atoms in a column **will all have the same number of electrons in their outer shell.**

Atomic Structure

Key Idea (test questions!)

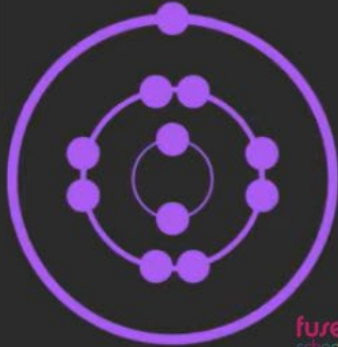
Number of protons determine the chemical properties of the atom (e.g. carbon = 6 protons and gold = 79 protons)

Valence electrons // electrons in outer most orbit determine how individual atoms bind to each other // octet rule



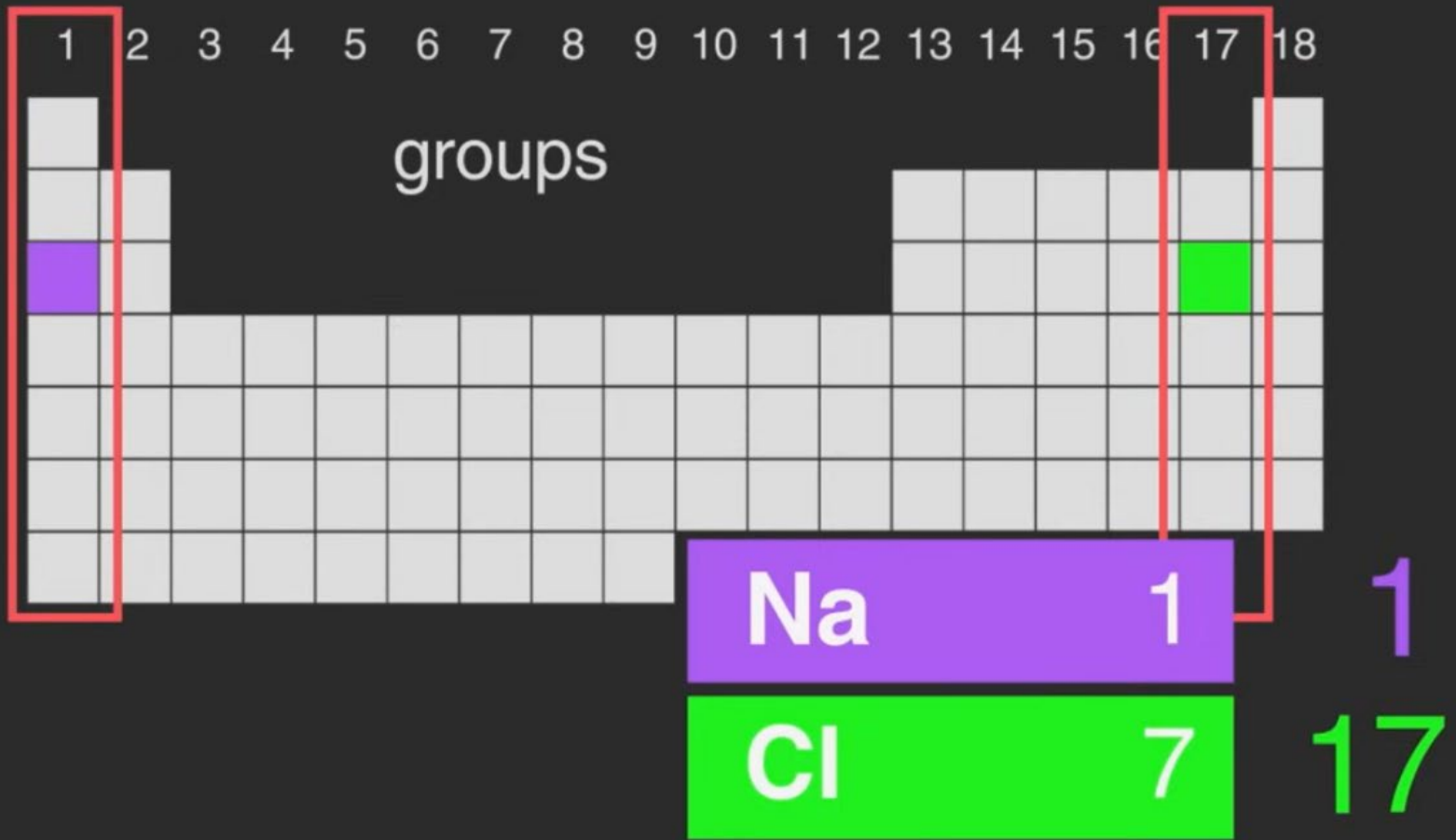
element's electron shell that is being filled

Na 2:8:1









Atoms are most stable when they conform to the octet rule, when their outer shell is full. So, if sodium loses an electron and chloride gains an electron then both atoms become more stable. This forms ions and the ionic bond forming sodium chloride.

chemical reactions

F

2 : 7

Cl

2 : 8 : 7

Br

2 : 8 : 18 : 7

I

2 : 8 : 18 : 18 : 7

At

2 : 8 : 18 : 32 : 18 : 7

Trends Across the Periods

period 03



change from **metals** to **non-metals**

Na

decrease in **atomic radius**


increase in **first ionisation energy**

increase in **electronegativity**

Cl

Trends Down a Group

Elements become more metallic



Trends Down a Group


Elements become more metallic

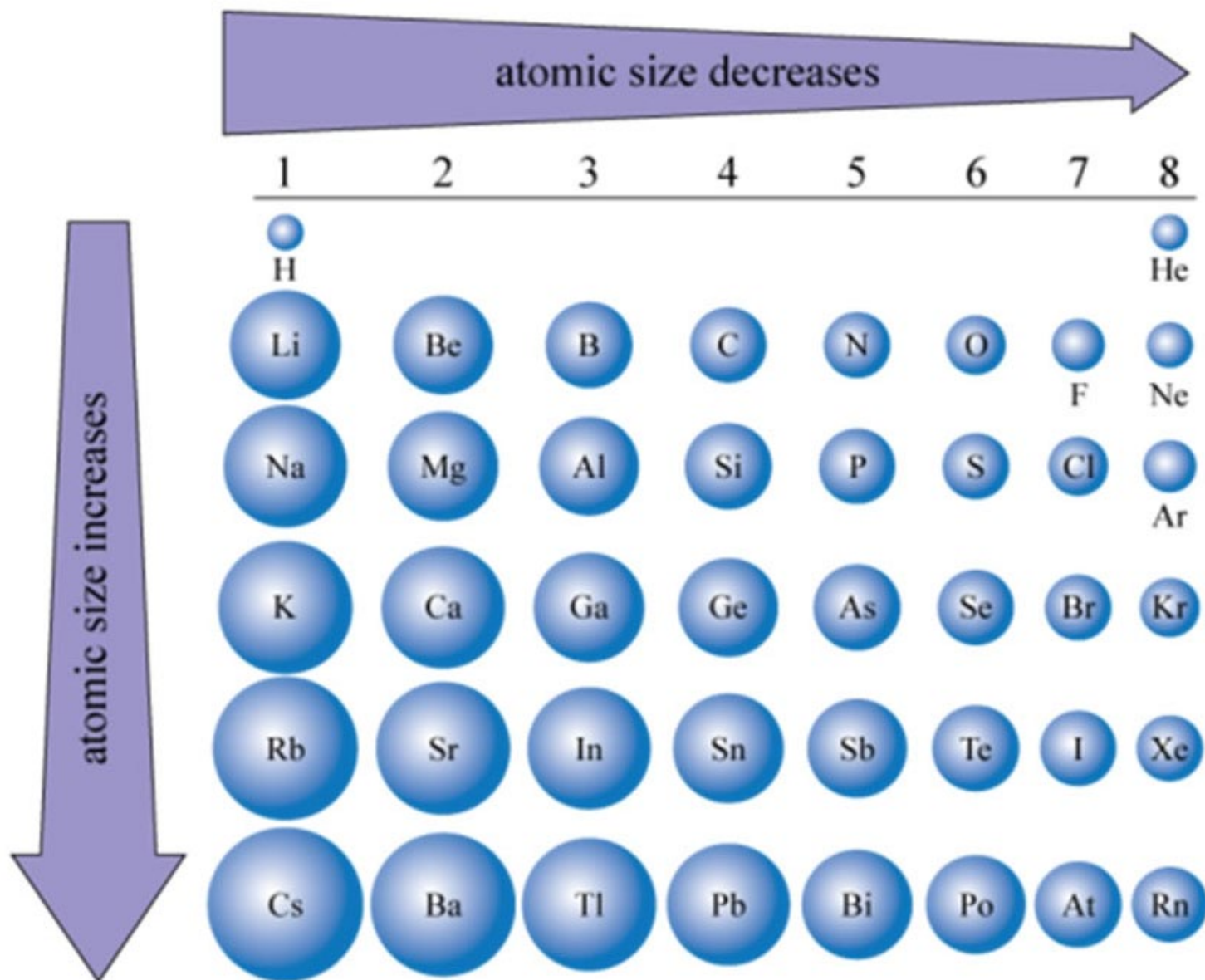
Metals react by losing e^-

Non-metals react by gaining e^-

Increase in atomic radius

group 01





Group 01
Alkali Metals

metals
more reactive



losing electrons

Group 17
Halogens

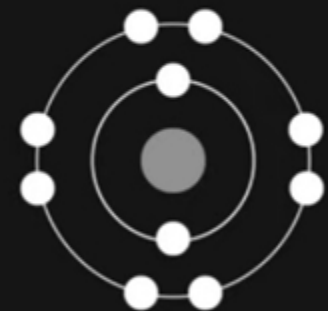
non-metals
less reactive



gaining electrons

Group 18
Noble Gases

very
unreactive



Periodic Table of Elements

1	2	3	4	5	6	7	8	9	10	11	12	13	14	15	16	17	18																																
1 H Hydrogen 1.00794	Atomic # Symbol Name Atomic Mass																2 He Helium 4.002602																																
3 Li Lithium 6.941	4 Be Beryllium 9.012182	<table border="1"> <tr> <td>C Solid</td> <td colspan="4">Metals</td> <td colspan="3">Nonmetals</td> </tr> <tr> <td>Hg Liquid</td> <td>Alkali metals</td> <td>Alkaline earth metals</td> <td>Lanthanoids</td> <td>Transition metals</td> <td>Poor metals</td> <td>Other nonmetals</td> <td>Noble gases</td> </tr> <tr> <td>H Gas</td> <td></td> <td></td> <td>Actinoids</td> <td></td> <td></td> <td></td> <td></td> </tr> <tr> <td>Rf Unknown</td> <td></td> <td></td> <td></td> <td></td> <td></td> <td></td> <td></td> </tr> </table>										C Solid	Metals				Nonmetals			Hg Liquid	Alkali metals	Alkaline earth metals	Lanthanoids	Transition metals	Poor metals	Other nonmetals	Noble gases	H Gas			Actinoids					Rf Unknown								5 B Boron 10.811	6 C Carbon 12.0107	7 N Nitrogen 14.0067	8 O Oxygen 15.9994	9 F Fluorine 18.9984032	10 Ne Neon 20.1797
C Solid	Metals				Nonmetals																																												
Hg Liquid	Alkali metals	Alkaline earth metals	Lanthanoids	Transition metals	Poor metals	Other nonmetals	Noble gases																																										
H Gas			Actinoids																																														
Rf Unknown																																																	
11 Na Sodium 22.98976928	12 Mg Magnesium 24.3050	13 Al Aluminium 26.9815386	14 Si Silicon 28.0855	15 P Phosphorus 30.973762	16 S Sulfur 32.065	17 Cl Chlorine 35.453	18 Ar Argon 39.948																																										
19 K Potassium 39.0983	20 Ca Calcium 40.078	21 Sc Scandium 44.955912	22 Ti Titanium 47.887	23 V Vanadium 50.9415	24 Cr Chromium 51.9961	25 Mn Manganese 54.938045	26 Fe Iron 55.845	27 Co Cobalt 58.933195	28 Ni Nickel 58.6934	29 Cu Copper 63.546	30 Zn Zinc 65.38	31 Ga Gallium 69.723	32 Ge Germanium 72.64	33 As Arsenic 74.92160	34 Se Selenium 78.96	35 Br Bromine 79.904	36 Kr Krypton 83.798																																
37 Rb Rubidium 85.4678	38 Sr Strontium 87.62	39 Y Yttrium 88.90585	40 Zr Zirconium 91.224	41 Nb Niobium 92.90638	42 Mo Molybdenum 95.96	43 Tc Technetium (97.9072)	44 Ru Ruthenium 101.07	45 Rh Rhodium 102.90550	46 Pd Palladium 106.42	47 Ag Silver 107.8682	48 Cd Cadmium 112.411	49 In Indium 114.818	50 Sn Tin 118.710	51 Sb Antimony 121.780	52 Te Tellurium 127.80	53 I Iodine 126.90447	54 Xe Xenon 131.293																																
55 Cs Caesium 132.9054519	56 Ba Barium 137.327	57-71	72 Hf Hafnium 178.49	73 Ta Tantalum 180.94788	74 W Tungsten 183.84	75 Re Rhenium 186.207	76 Os Osmium 190.23	77 Ir Iridium 192.217	78 Pt Platinum 195.084	79 Au Gold 196.966569	80 Hg Mercury 200.59	81 Tl Thallium 204.3833	82 Pb Lead 207.2	83 Bi Bismuth 208.98040	84 Po Polonium (208.9824)	85 At Astatine (208.9871)	86 Rn Radon (222.0176)																																
87 Fr Francium (223)	88 Ra Radium (226)	89-103	104 Rf Rutherfordium (261)	105 Db Dubnium (262)	106 Sg Seaborgium (266)	107 Bh Bohrium (264)	108 Hs Hassium (277)	109 Mt Meitnerium (268)	110 Ds Darmstadtium (271)	111 Rg Roentgenium (272)	112 Uub Ununbium (285)	113 Uut Ununtrium (284)	114 Uuq Ununquadium (289)	115 Uup Ununpentium (288)	116 Uuh Ununhexium (292)	117 Uus Ununseptium	118 Uuo Ununoctium (294)																																







For elements with no stable isotopes, the mass number of the isotope with the longest half-life is in parentheses.

Design and Interface Copyright © 1997 Michael Dayah (michael@dayah.com). <http://www.ptable.com/>



57 La Lanthanum 138.90547	58 Ce Cerium 140.116	59 Pr Praseodymium 140.90765	60 Nd Neodymium 144.242	61 Pm Promethium (145)	62 Sm Samarium 150.36	63 Eu Europium 151.964	64 Gd Gadolinium 157.25	65 Tb Terbium 158.92535	66 Dy Dysprosium 162.500	67 Ho Holmium 164.93032	68 Er Erbium 167.259	69 Tm Thulium 168.93421	70 Yb Ytterbium 173.054	71 Lu Lutetium 174.9668
89 Ac Actinium (227)	90 Th Thorium 232.03806	91 Pa Protactinium 231.03588	92 U Uranium 238.02891	93 Np Neptunium (237)	94 Pu Plutonium (244)	95 Am Americium (243)	96 Cm Curium (247)	97 Bk Berkelium (247)	98 Cf Californium (251)	99 Es Einsteinium (252)	100 Fm Fermium (257)	101 Md Mendelevium (258)	102 No Nobelium (259)	103 Lr Lawrencium (262)

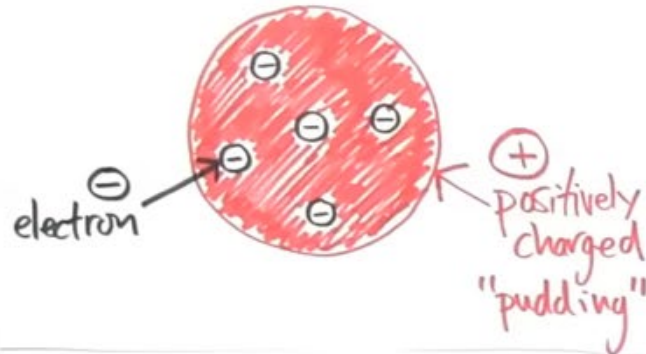
The Origin of the Solar System Elements

1 H	big bang fusion 					cosmic ray fission 					2 He						
3 Li	4 Be	merging neutron stars 					exploding massive stars 					5 B	6 C	7 N	8 O	9 F	10 Ne
11 Na	12 Mg	dying low mass stars 					exploding white dwarfs 					13 Al	14 Si	15 P	16 S	17 Cl	18 Ar
19 K	20 Ca	21 Sc	22 Ti	23 V	24 Cr	25 Mn	26 Fe	27 Co	28 Ni	29 Cu	30 Zn	31 Ga	32 Ge	33 As	34 Se	35 Br	36 Kr
37 Rb	38 Sr	39 Y	40 Zr	41 Nb	42 Mo	43 Tc	44 Ru	45 Rh	46 Pd	47 Ag	48 Cd	49 In	50 Sn	51 Sb	52 Te	53 I	54 Xe
55 Cs	56 Ba	72 Hf	73 Ta	74 W	75 Re	76 Os	77 Ir	78 Pt	79 Au	80 Hg	81 Tl	82 Pb	83 Bi	84 Po	85 At	86 Rn	
87 Fr	88 Ra																
		57 La	58 Ce	59 Pr	60 Nd	61 Pm	62 Sm	63 Eu	64 Gd	65 Tb	66 Dy	67 Ho	68 Er	69 Tm	70 Yb	71 Lu	
		89 Ac	90 Th	91 Pa	92 U												

Timeline of Atomic Models

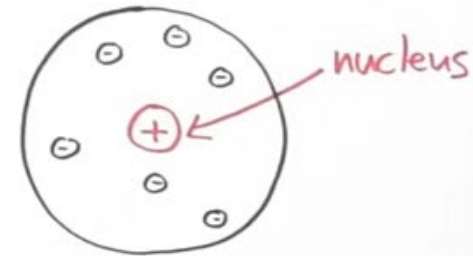
Plum Pudding Model (1904)

• J.J. Thompson



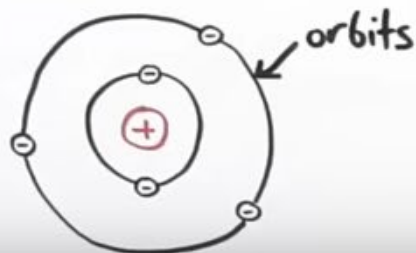
Nuclear Model (1911)

• Ernest Rutherford



Bohr Model (1913)

• Niels Bohr



Quantum Mechanical Model (1920s)

• Erwin Schrödinger

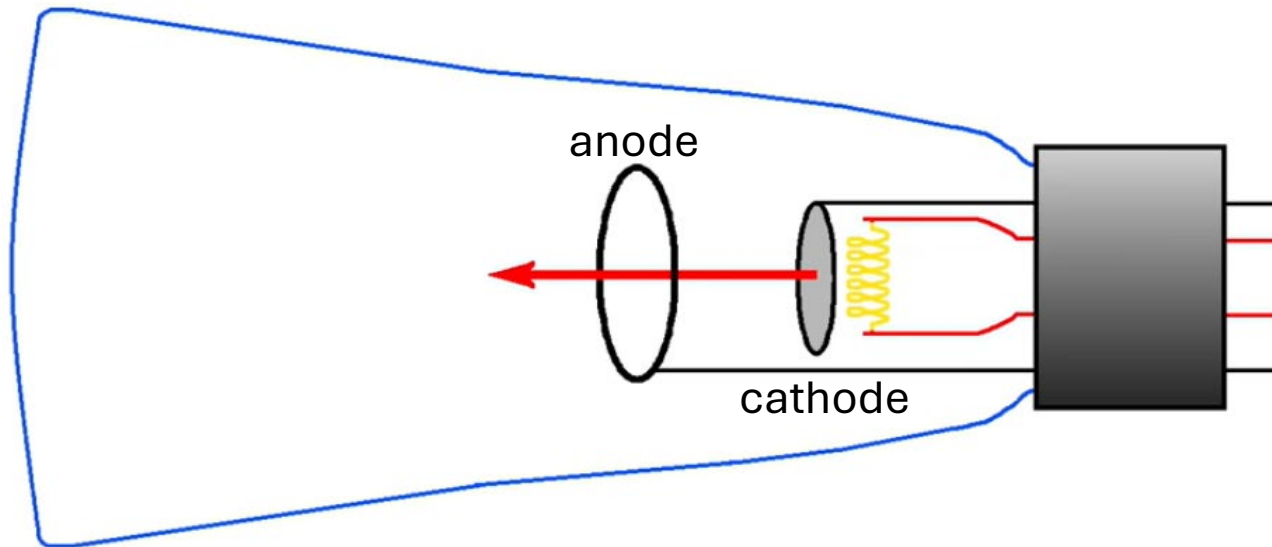


What model of the atom is most useful to explain simple chemical bonding?
Answer: the Bohr Model

How Our Understanding of the Atomic Structure Changed Over Time



JJ Thomson discovers electrons 1897 and advanced a model of the atom called the **plum pudding theory**. The negative electrons were “balanced” by a positive proton.

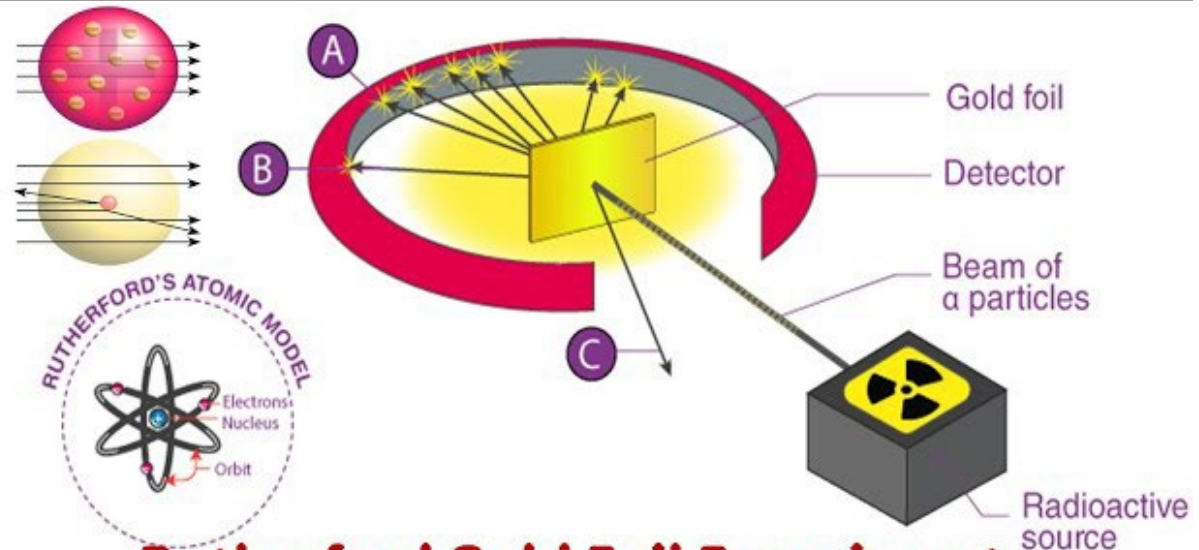


Heating the cathode causes negative particles to be emitted from the cathode and projected towards the positive anode. (vacuum tube)

How Our Understanding of the Atomic Structure Changed Over Time



Ernest Rutherford in 1911 disproved the plum pudding model and demonstrated protons were in the center of the atom and electrons encircled the protons as a “cloud”. The **electron cloud model**.



Rutherford Gold Foil Experiment

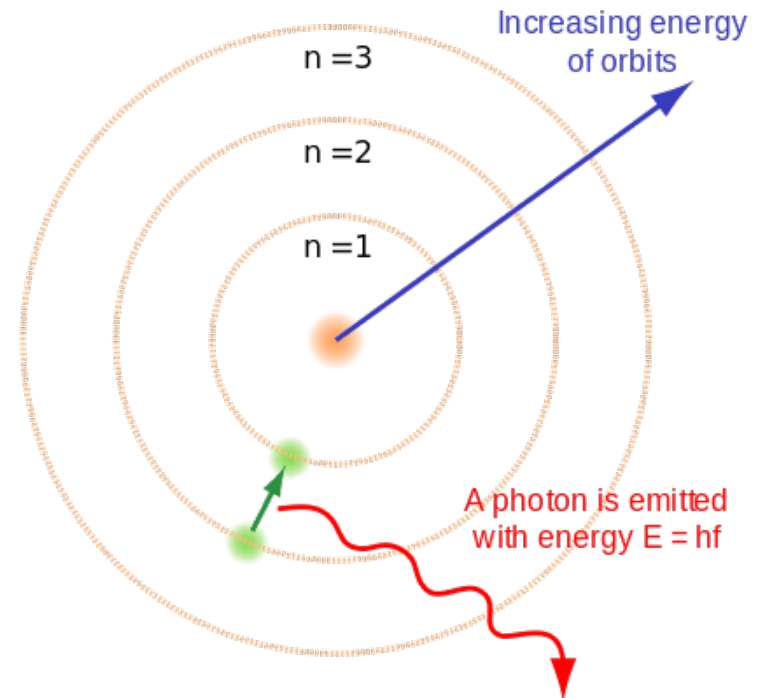
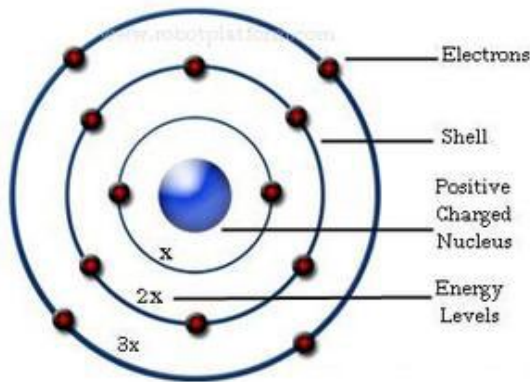
- A** Most α particles travel through the foil undeflected.
- B** Some α particles are deflected by small angles.
- C** Occasionally, an α particle travels back from the foil.



How Our Understanding of the Atomic Structure Changed Over Time



Neils Bohr, Danish physicist, proposed a **planetary model of atomic**, a structure like planets orbiting the sun (1865 – 1962 He was awarded the Noble Prize 1922 for his work.



How Our Understanding of the Atomic Structure Changed Over Time



Neils Bohr, Key contribution – electrons travel not in a cloud but in discrete orbits.

If electrons are “excited” (given extra energy) the electrons may move into another orbit. Bohr showed how atoms could combine to form molecules.

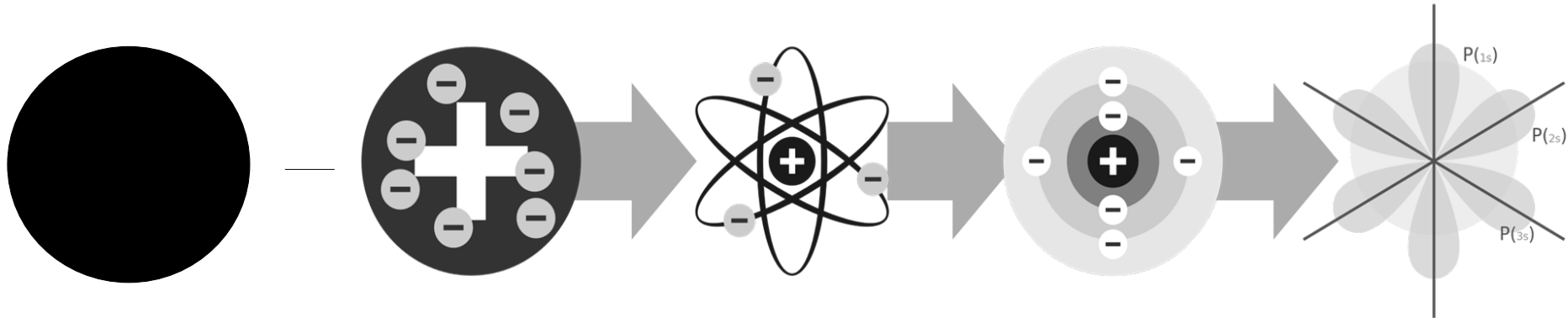
He invented chemistry. How atoms join to form molecules. Chemistry is the study of matter.

Atoms consist of three “elemental atomic particles” (Protons – Neutrons – Electrons). Note – neutrons were not discovered until the 1930s.

To understand basic chemistry, you only need to understand the relationship between protons, neutrons, and electrons

In the 1960s we started to understand that the atomic particles are constructed of even smaller “subatomic particles”, however. (*If curious see The Standard Model – articles and videos on Web site*)

The Evolution of the Atomic Model in the 20th Century



Dalton – atoms are “indivisible” / like billiard balls

J.J. Thomson – plum pudding model

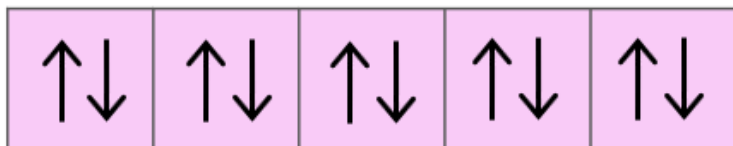
Rutherford – electron cloud model

Bohr – electron orbital model (created chemistry!)

Heisenberg & Schrodinger – electron wave model

(Not a lecture topic)

Number of Orbitals and Their Capacity



d sublevel

There are **5 *d* orbitals** in a given energy level.

There can be a maximum of **10 electrons** in a *d* sublevel.



p sublevel

There are **3 *p* orbitals** in a given energy level.

There can be a maximum of **6 electrons** in a *p* sublevel.



s sublevel

There is **one *s* orbital** in a given energy level.

There can be a maximum of **2 electrons** in an *s* sublevel.

(Not a lecture topic)

$1s^1$																		$1s^2$
$2s^1$	$2s^2$											$2p^1$	$2p^2$	$2p^3$	$2p^4$	$2p^5$	$2p^6$	
$3s^1$	$3s^2$											$3p^1$	$3p^2$	$3p^3$	$3p^4$	$3p^5$	$3p^6$	
$4s^1$	$4s^2$	$3d^1$	$3d^2$	$3d^3$	$3d^5$	$3d^5$	$3d^6$	$3d^7$	$3d^8$	$3d^{10}$	$3d^{10}$	$4p^1$	$4p^2$	$4p^3$	$4p^4$	$4p^5$	$4p^6$	
$5s^1$	$5s^2$	$4d^1$	$4d^2$	$4d^4$	$4d^5$	$4d^5$	$4d^7$	$4d^8$	$4d^{10}$	$4d^{10}$	$4d^{10}$	$5p^1$	$5p^2$	$5p^3$	$5p^4$	$5p^5$	$5p^6$	
$6s^1$	$6s^2$		$5d^2$	$5d^3$	$5d^4$	$5d^5$	$5d^6$	$5d^7$	$5d^9$	$5d^{10}$	$5d^{10}$	$6p^1$	$6p^2$	$6p^3$	$6p^4$	$6p^5$	$6p^6$	
$7s^1$	$7s^2$		$6d^2$	$6d^3$	$6d^4$	$6d^5$	$6d^6$	$6d^7$	$6d^8$	$6d^{10}$	$6d^{10}$	$7p^1$	$7p^2$	$7p^3$	$7p^4$	$7p^5$	$7p^6$	
			$5d^1$	$4f^1$	$4f^3$	$4f^4$	$4f^5$	$4f^6$	$4f^7$	$4f^7$	$4f^9$	$4f^{10}$	$4f^{11}$	$4f^{12}$	$4f^{13}$	$4f^{14}$	$4f^{14}$	
			$6d^1$	$6d^2$	$5f^2$	$5f^3$	$5f^4$	$5f^6$	$5f^7$	$5f^7$	$5f^9$	$5f^{10}$	$5f^{11}$	$5f^{12}$	$5f^{13}$	$5f^{14}$	$5f^{14}$	

Periodic Table showing last orbital filled for each element

Chemical Bonds

Chemical bonds – forces that hold two or more atoms together, or forces that attract one molecule to another molecule

Types of Chemical Bonds

- Covalent bonds
- Hydrogen bonds
- Ionic bonds
- Van der Waals force (not required)

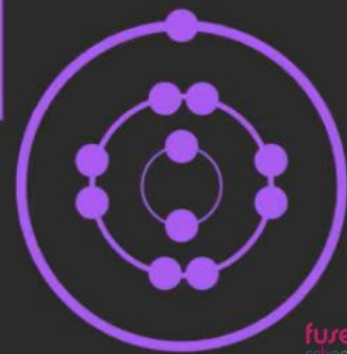
TABLE 2.3	Types of Chemical Bonds
Bond Type	Definition and Remarks
Ionic bond	Relatively weak attraction between an anion and a cation. Easily disrupted in water, as when salt dissolves.
Covalent bond	Sharing of one or more pairs of electrons between nuclei.
Single covalent	Sharing of one electron pair.
Double covalent	Sharing of two electron pairs. Often occurs between carbon atoms, between carbon and oxygen, and between carbon and nitrogen.
Nonpolar covalent	Covalent bond in which electrons are equally attracted to both nuclei. May be single or double. Strongest type of chemical bond.
Polar covalent	Covalent bond in which electrons are more attracted to one nucleus than to the other, resulting in slightly positive and negative regions in one molecule. May be single or double.
Hydrogen bond	Weak attraction between polarized molecules or between polarized regions of the same molecule. Important in the three-dimensional folding and coiling of large molecules. Easily disrupted by temperature and pH changes.
Van der Waals force	Weak, brief attraction due to random disturbances in the electron clouds of adjacent atoms. Weakest of all bonds.

The Octet Rule

The octet rule is a simple chemistry guideline stating that atoms "want" to have eight electrons in their outer shell (valence shell) to be stable, just like [noble gases](#).

To achieve this, atoms will gain, lose, or share electrons with other atoms, forming chemical bonds ([ionic](#) or [covalent](#)), so everyone ends up with a full "octet" of eight electrons for maximum stability.

The octet rule applies best to atoms in the first three periods. The rule helps us understand the difference between covalent and ionic bonds. As the atomic number increases then other rules apply.



Sodium atomic number 11. How many neutrons? How many electrons?
 Sodium needs to lose an electron to meet octet rule. What happens to the atoms charge?

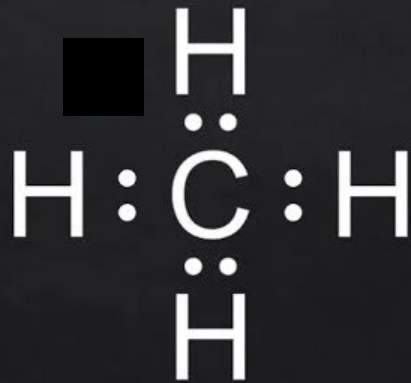


Chlorine atomic number is 17. How many neutrons? How many electrons?
 Chlorine needs to add an electron to meet the octet rule? What happens to the charge?

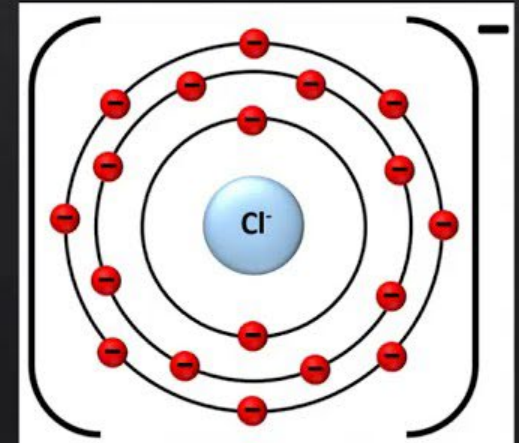
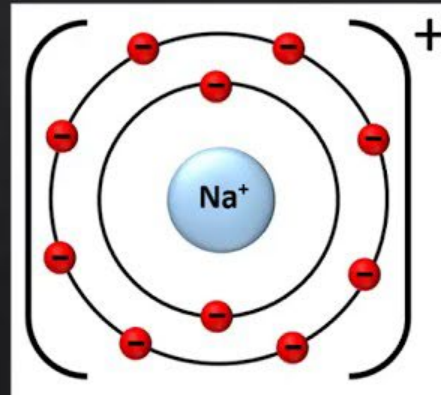
The octet rule

Atoms can gain a full valence shell by either sharing electrons (covalent bonding) or by transferring electrons (ionic bonding).

Covalent bonding (CH_4)



Ionic bonding (NaCl)



Covalent Bonds

Formed by sharing “valence electrons”

Types of covalent bonds

- single** - sharing of single pair electrons
- double** - sharing of 2 pairs of electrons

Nonpolar covalent bond

shared electrons spend approximately equal time around each nucleus /// strongest of all bonds

Polar covalent bond

When shared electrons spend more time orbiting one nucleus than they do the other, they lend their negative charge to the area they spend most time

Molecular Formulas and Molecular Weight

Covalent Molecule = occurs when two or more atoms share electrons (chemical bond) // e.g. Oxygen or O₂

Compound = substance that contains atoms of two or more different elements // e.g. water or H₂O

The molecular weight of a compound = sum of atomic weights of all the atoms

Calculate: MW of glucose (C₆H₁₂O₆)

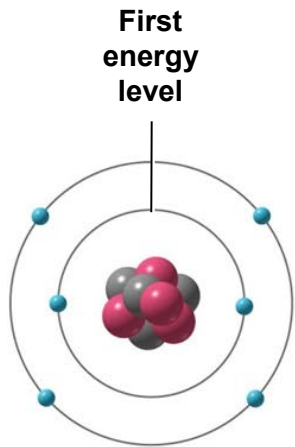
6 C atoms x 12 amu each = 72 amu

12 H atoms x 1 amu each = 12 amu

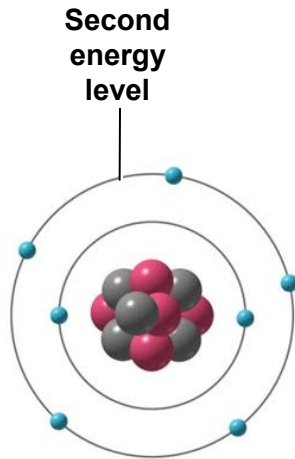
6 O atoms x 16 amu each = 96 amu

Molecular weight (MW) = 180 amu

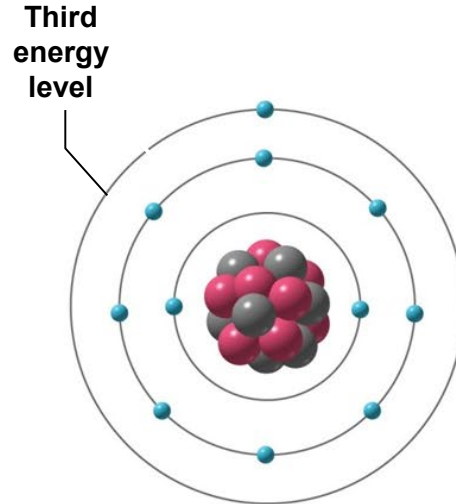
Borh's Model of Elements



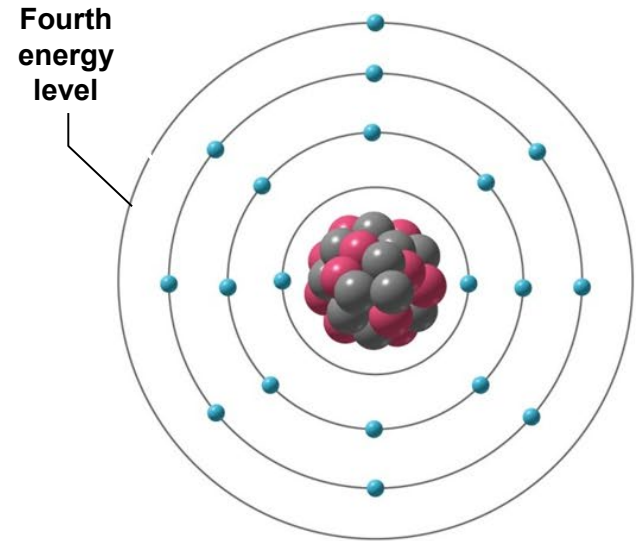
Carbon (C) $6p^+$, $6e^-$, $6n^0$
Atomic number = 6
Atomic mass = 12



Nitrogen (N) $7p^+$, $7e^-$, $7n^0$
Atomic number = 7
Atomic mass = 14



Sodium (Na) $11p^+$, $11e^-$, $12n^0$
Atomic number = 11
Atomic mass = 23

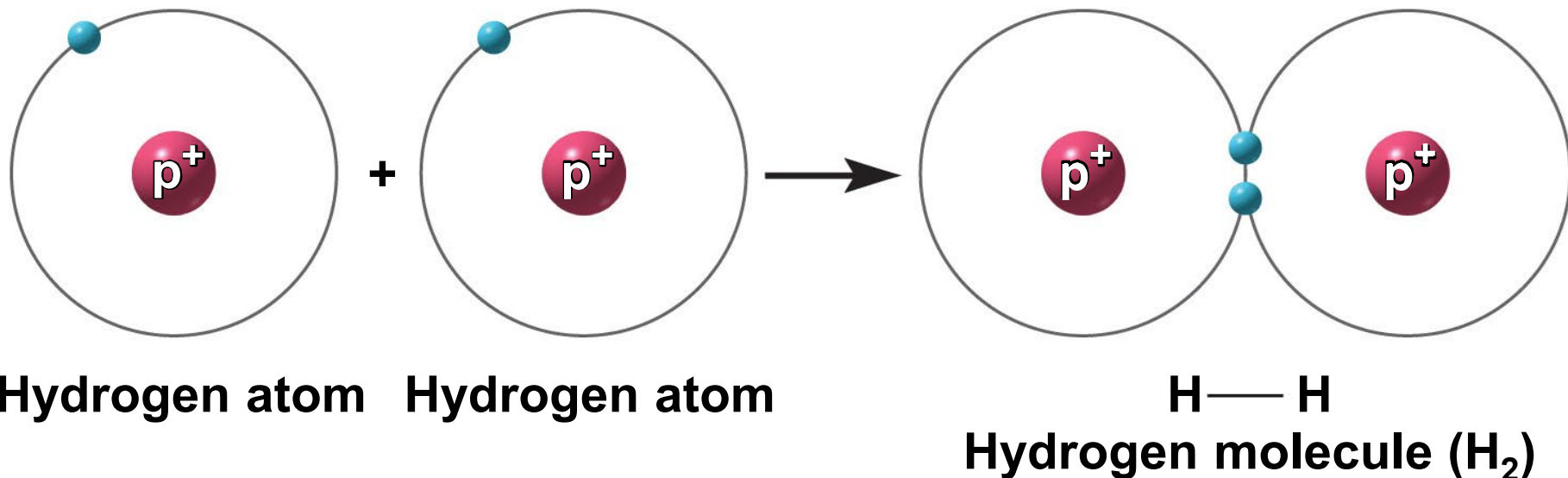


Potassium (K) $19p^+$, $19e^-$, $20n^0$
Atomic number = 19
Atomic mass = 39

p^+ represents protons, n^0 represents neutrons

Single Covalent Bond

Pair of electrons are shared

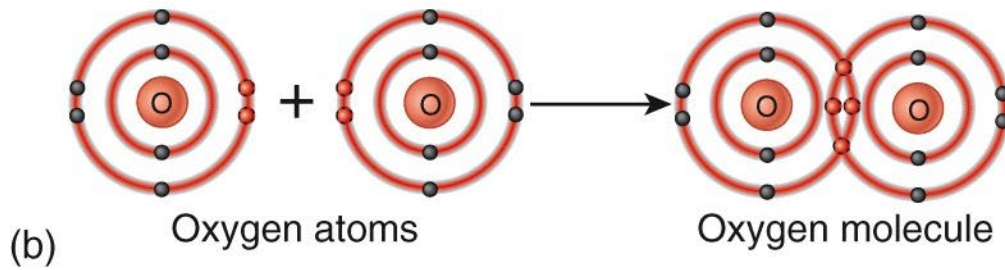


Note: single line denotes two electrons are shared between two atoms.

DIAGRAMS OF ATOMIC AND MOLECULAR STRUCTURE

STRUCTURAL
FORMULA

MOLECULAR
FORMULA



Molecule

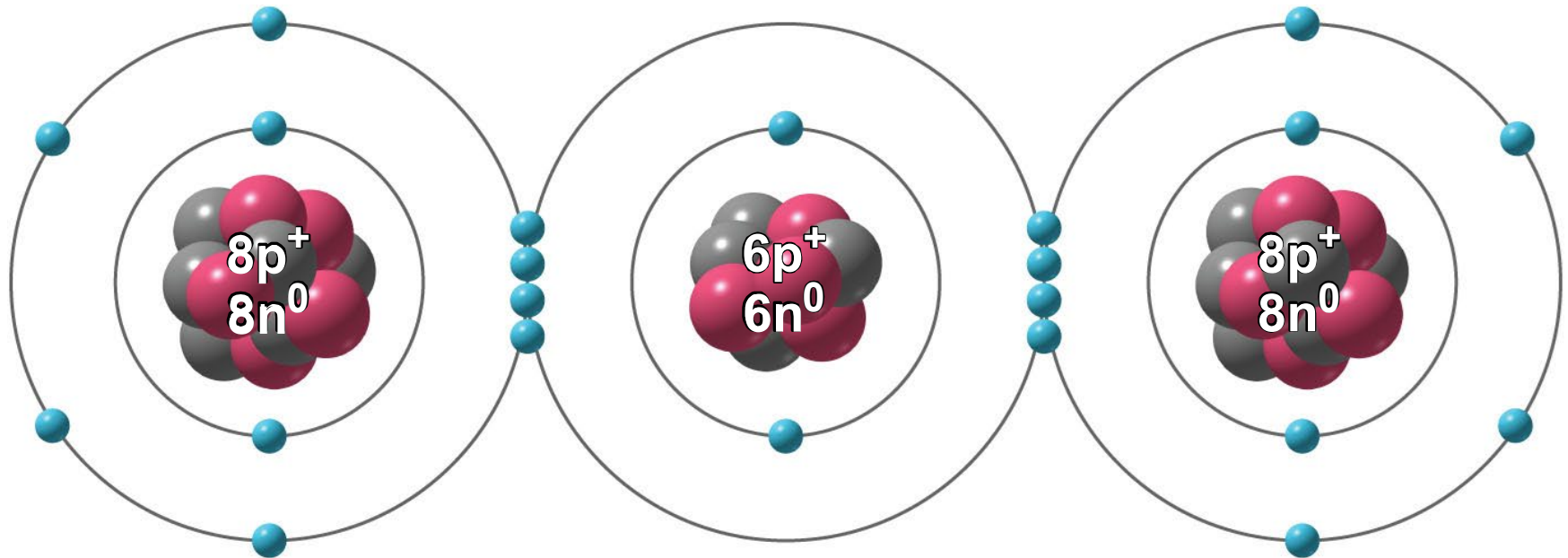
Double Covalent Bond:

Two pairs of electrons are shared each C=O bond

Oxygen atom

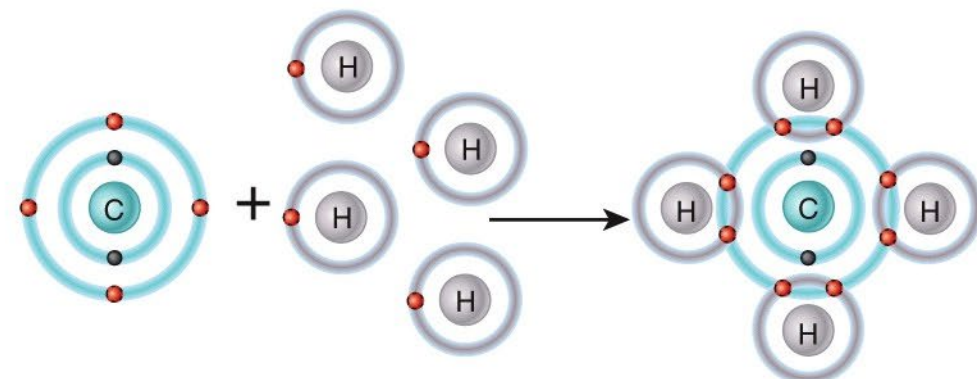
Carbon atom

Oxygen atom



Carbon dioxide molecule (CO₂)

DIAGRAMS OF ATOMIC AND MOLECULAR STRUCTURE



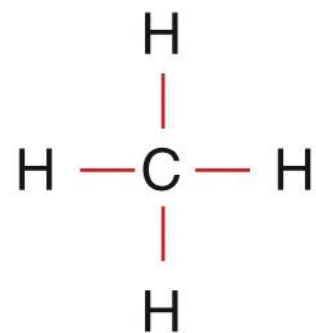
Carbon atom

Hydrogen
atoms

Methane molecule

(d)

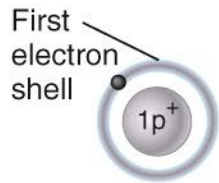
STRUCTURAL
FORMULA



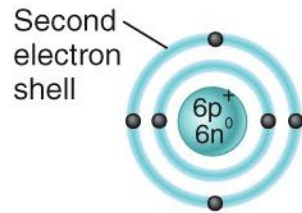
MOLECULAR
FORMULA



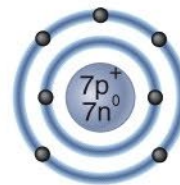
Compound



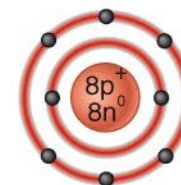
Hydrogen (H)
 Atomic number = 1
 Mass number = **1** or 2
 Atomic mass = 1.01



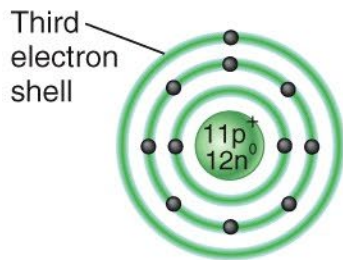
Carbon (C)
 Atomic number = 6
 Mass number = **12** or 13
 Atomic mass = 12.01



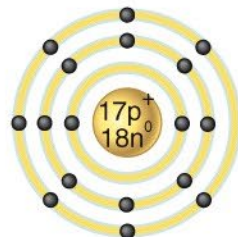
Nitrogen (N)
 Atomic number = 7
 Mass number = **14** or 15
 Atomic mass = 14.01



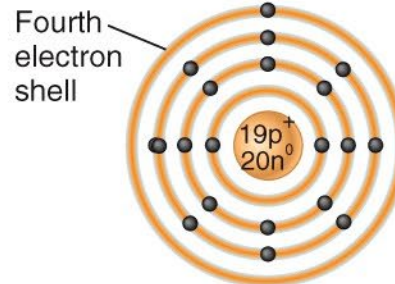
Oxygen (O)
 Atomic number = 8
 Mass number = **16**, 17, or 18
 Atomic mass = 16.00



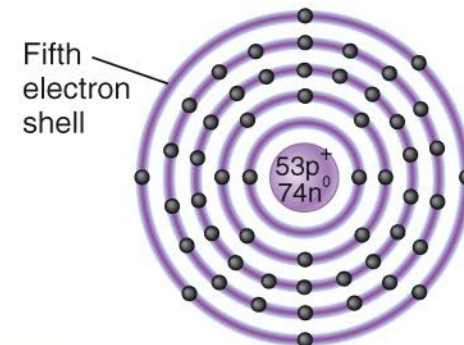
Sodium (Na)
 Atomic number = 11
 Mass number = **23**
 Atomic mass = 22.99



Chlorine (Cl)
 Atomic number = 17
 Mass number = **35** or 37
 Atomic mass = 35.45



Potassium (K)
 Atomic number = 19
 Mass number = **39**, 40, or 41
 Atomic mass = 39.10



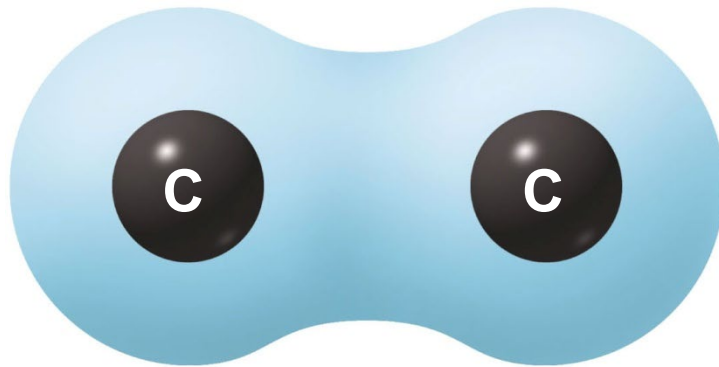
Iodine (I)
 Atomic number = 53
 Mass number = **127**
 Atomic mass = 126.90

Atomic number = number of protons in an atom

Mass number = number of protons and neutrons in an atom (boldface indicates most common isotope)

Atomic mass = average mass of all stable atoms of a given element in daltons


Non-Polar VS Polar Covalent Bonds



Nonpolar covalent
C — C bond

(a)

**Electrons
shared
equally**



Polar covalent
O — H bond

(b)

**Electrons
shared
unequally**

Periodic Table of Elements

1	2	3	4	5	6	7	8	9	10	11	12	13	14	15	16	17	18																																
1 H Hydrogen 1.00794	Atomic # Symbol Name Atomic Mass																2 He Helium 4.002602																																
3 Li Lithium 6.941	4 Be Beryllium 9.012182	<table border="1"> <tr> <td>C Solid</td> <td colspan="4">Metals</td> <td colspan="3">Nonmetals</td> </tr> <tr> <td>Hg Liquid</td> <td>Alkali metals</td> <td>Alkaline earth metals</td> <td>Lanthanoids</td> <td>Transition metals</td> <td>Poor metals</td> <td>Other nonmetals</td> <td>Noble gases</td> </tr> <tr> <td>H Gas</td> <td></td> <td></td> <td>Actinoids</td> <td></td> <td></td> <td></td> <td></td> </tr> <tr> <td>Rf Unknown</td> <td></td> <td></td> <td></td> <td></td> <td></td> <td></td> <td></td> </tr> </table>										C Solid	Metals				Nonmetals			Hg Liquid	Alkali metals	Alkaline earth metals	Lanthanoids	Transition metals	Poor metals	Other nonmetals	Noble gases	H Gas			Actinoids					Rf Unknown								5 B Boron 10.811	6 C Carbon 12.0107	7 N Nitrogen 14.0067	8 O Oxygen 15.9994	9 F Fluorine 18.9984032	10 Ne Neon 20.1797
C Solid	Metals				Nonmetals																																												
Hg Liquid	Alkali metals	Alkaline earth metals	Lanthanoids	Transition metals	Poor metals	Other nonmetals	Noble gases																																										
H Gas			Actinoids																																														
Rf Unknown																																																	
11 Na Sodium 22.98976928	12 Mg Magnesium 24.3050	13 Al Aluminium 26.9815386	14 Si Silicon 28.0855	15 P Phosphorus 30.973762	16 S Sulfur 32.065	17 Cl Chlorine 35.453	18 Ar Argon 39.948																																										
19 K Potassium 39.0983	20 Ca Calcium 40.078	21 Sc Scandium 44.955912	22 Ti Titanium 47.887	23 V Vanadium 50.9415	24 Cr Chromium 51.9961	25 Mn Manganese 54.938045	26 Fe Iron 55.845	27 Co Cobalt 58.933195	28 Ni Nickel 58.6934	29 Cu Copper 63.546	30 Zn Zinc 65.38	31 Ga Gallium 69.723	32 Ge Germanium 72.64	33 As Arsenic 74.92160	34 Se Selenium 78.96	35 Br Bromine 79.904	36 Kr Krypton 83.798																																
37 Rb Rubidium 85.4678	38 Sr Strontium 87.62	39 Y Yttrium 88.90585	40 Zr Zirconium 91.224	41 Nb Niobium 92.90638	42 Mo Molybdenum 95.96	43 Tc Technetium (97.9072)	44 Ru Ruthenium 101.07	45 Rh Rhodium 102.90550	46 Pd Palladium 106.42	47 Ag Silver 107.8682	48 Cd Cadmium 112.411	49 In Indium 114.818	50 Sn Tin 118.710	51 Sb Antimony 121.780	52 Te Tellurium 127.80	53 I Iodine 126.90447	54 Xe Xenon 131.293																																
55 Cs Caesium 132.9054519	56 Ba Barium 137.327	57-71	72 Hf Hafnium 178.49	73 Ta Tantalum 180.94788	74 W Tungsten 183.84	75 Re Rhenium 186.207	76 Os Osmium 190.23	77 Ir Iridium 192.217	78 Pt Platinum 195.084	79 Au Gold 196.966569	80 Hg Mercury 200.59	81 Tl Thallium 204.3833	82 Pb Lead 207.2	83 Bi Bismuth 208.98040	84 Po Polonium (208.9824)	85 At Astatine (208.9871)	86 Rn Radon (222.0176)																																
87 Fr Francium (223)	88 Ra Radium (226)	89-103	104 Rf Rutherfordium (261)	105 Db Dubnium (262)	106 Sg Seaborgium (266)	107 Bh Bohrium (264)	108 Hs Hassium (277)	109 Mt Meitnerium (268)	110 Ds Darmstadtium (271)	111 Rg Roentgenium (272)	112 Uub Ununbium (285)	113 Uut Ununtrium (284)	114 Uuq Ununquadium (289)	115 Uup Ununpentium (288)	116 Uuh Ununhexium (292)	117 Uus Ununseptium	118 Uuo Ununoctium (294)																																

For elements with no stable isotopes, the mass number of the isotope with the longest half-life is in parentheses.

Design and Interface Copyright © 1997 Michael Dayah (michael@dayah.com). <http://www.ptable.com/>

57 La Lanthanum 138.90547	58 Ce Cerium 140.116	59 Pr Praseodymium 140.90768	60 Nd Neodymium 144.242	61 Pm Promethium (145)	62 Sm Samarium 150.36	63 Eu Europium 151.964	64 Gd Gadolinium 157.25	65 Tb Terbium 158.92535	66 Dy Dysprosium 162.500	67 Ho Holmium 164.93032	68 Er Erbium 167.259	69 Tm Thulium 168.93421	70 Yb Ytterbium 173.054	71 Lu Lutetium 174.968
89 Ac Actinium (227)	90 Th Thorium 232.03806	91 Pa Protactinium 231.03588	92 U Uranium 238.02891	93 Np Neptunium (237)	94 Pu Plutonium (244)	95 Am Americium (243)	96 Cm Curium (247)	97 Bk Berkelium (247)	98 Cf Californium (251)	99 Es Einsteinium (252)	100 Fm Fermium (257)	101 Md Mendelevium (258)	102 No Nobelium (259)	103 Lr Lawrencium (262)



Ionic Bonds

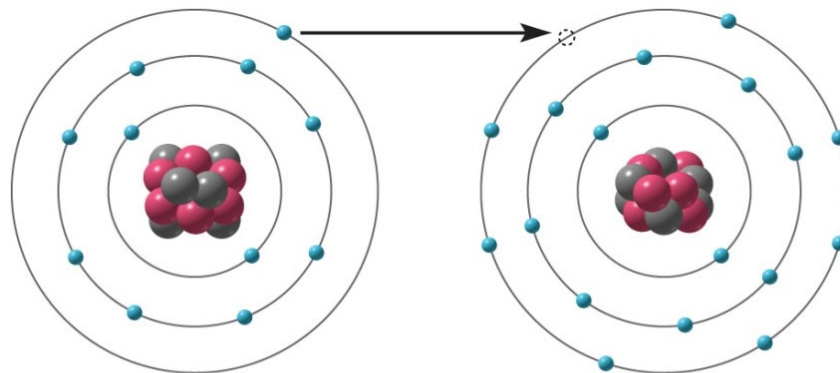
The attraction of a cation (positive charged atom) to an anion (negative charge atom)

Electrons are donated by one atom and received by a different atom

Relatively weak attraction -- easily disrupted in water (e.g. when table salt dissolves in water)

This is not a covalent bonds because electrons are not "shared" but donated!

Na
11 electrons
11 protons



Cl
17 electrons
17 protons

What happens to the charge of each atom after electron moves?

Ions and Ionization

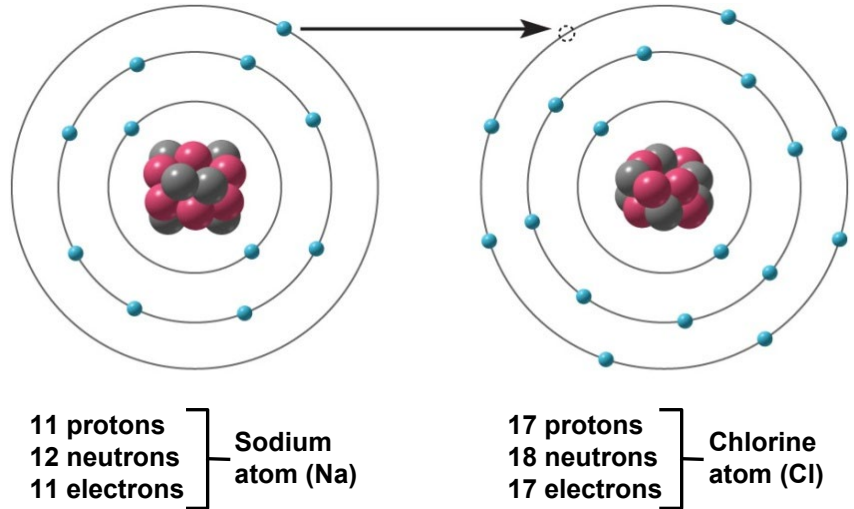
Ions – charged particles with unequal number of protons and electrons

Ionization - transfer of electrons from one atom to another

Key idea is to have atom with either “two or eight electrons” in the valence shell

First orbit = maximum two electrons

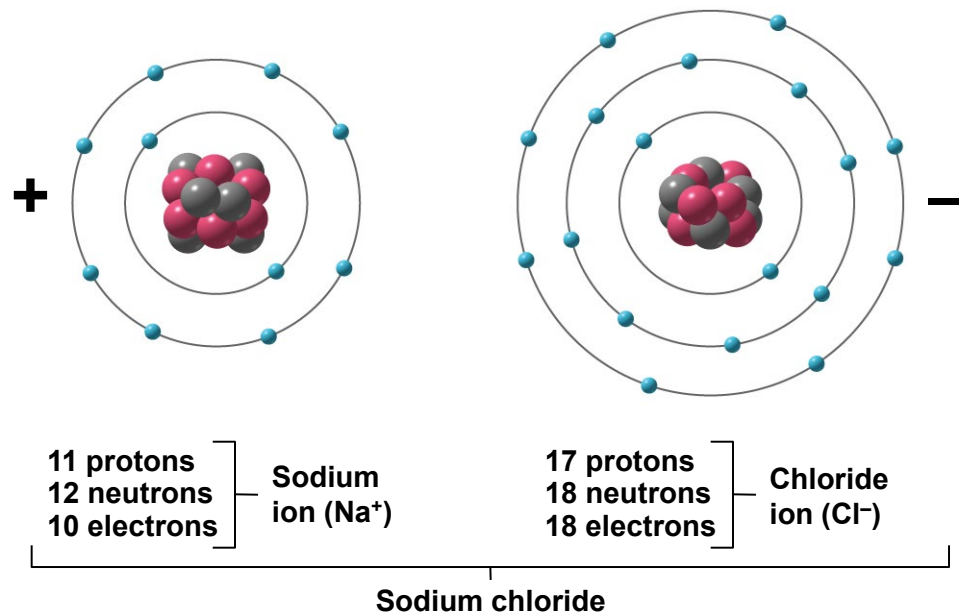
Second and third orbits = maximum eight electrons



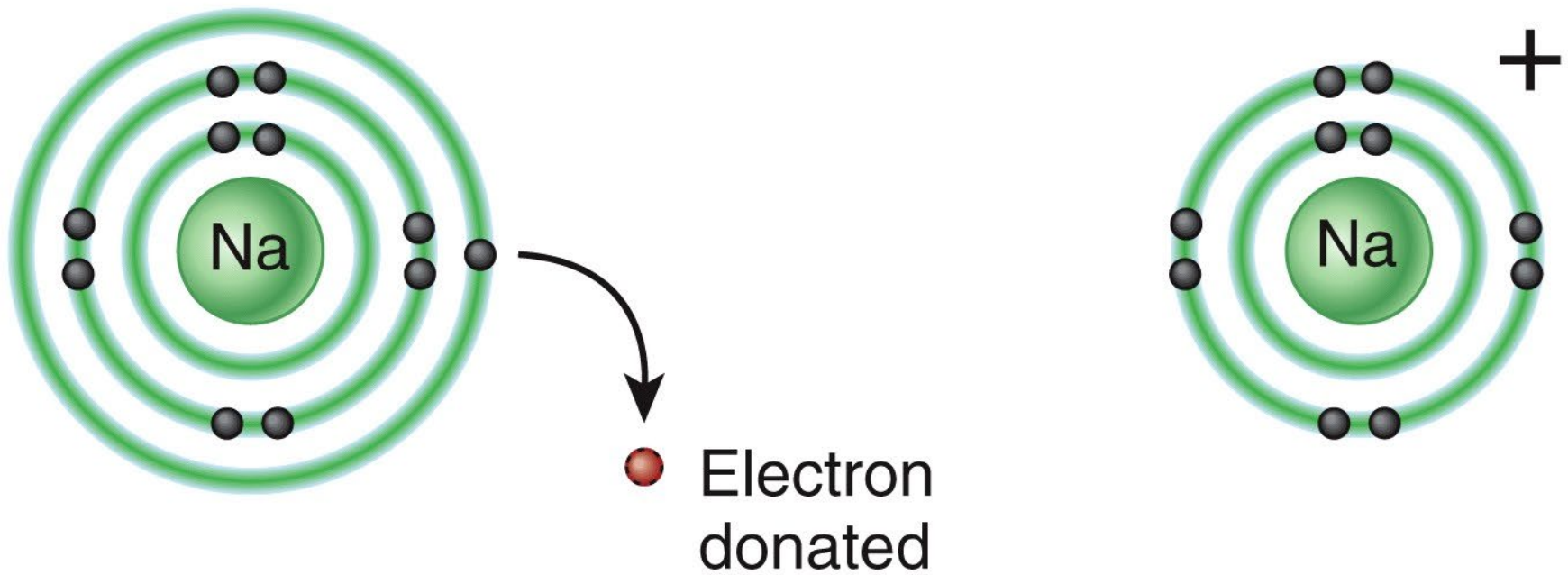
① Transfer of an electron from a sodium atom to a chlorine atom

Anions and Cations

- **Anion** // atom that gained electrons (net negative charge)
- **Cation** // atom that lost an electron (net positive charge)
- Ions with opposite charges are attracted to each other



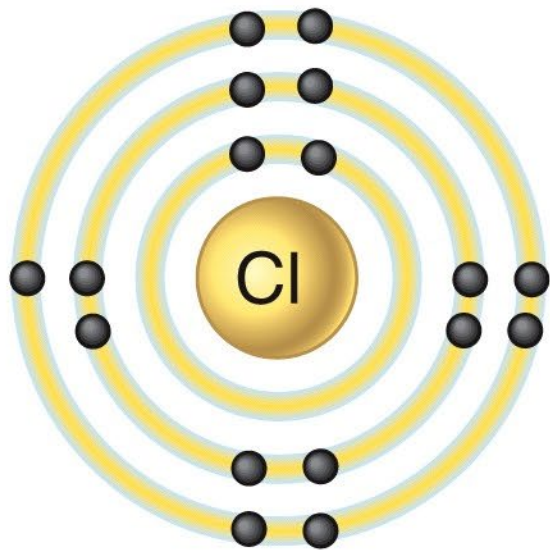
② The charged sodium ion (Na⁺) and chloride ion (Cl⁻) that result



(a) Sodium: 1 valence electron

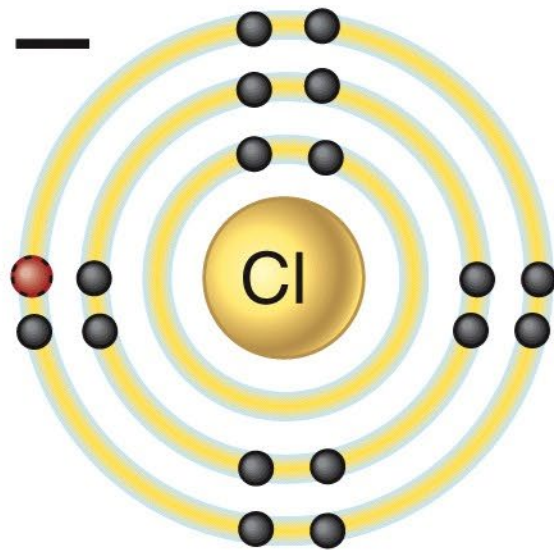

Sodium atom has no charge because it has the same number of neutrons and protons.

Sodium ion has a positive charge because the sodium atom lost an electron.



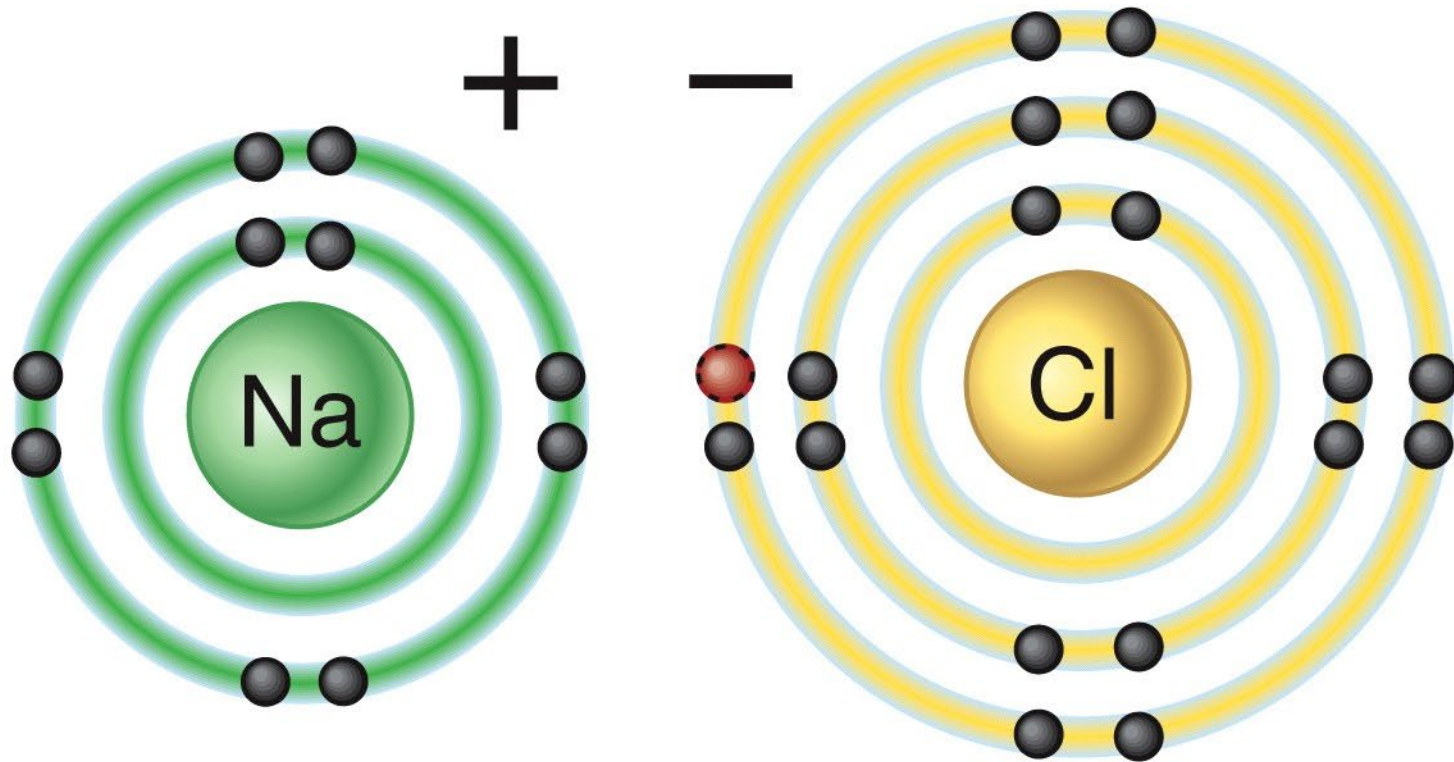
Atom

Electron
accepted



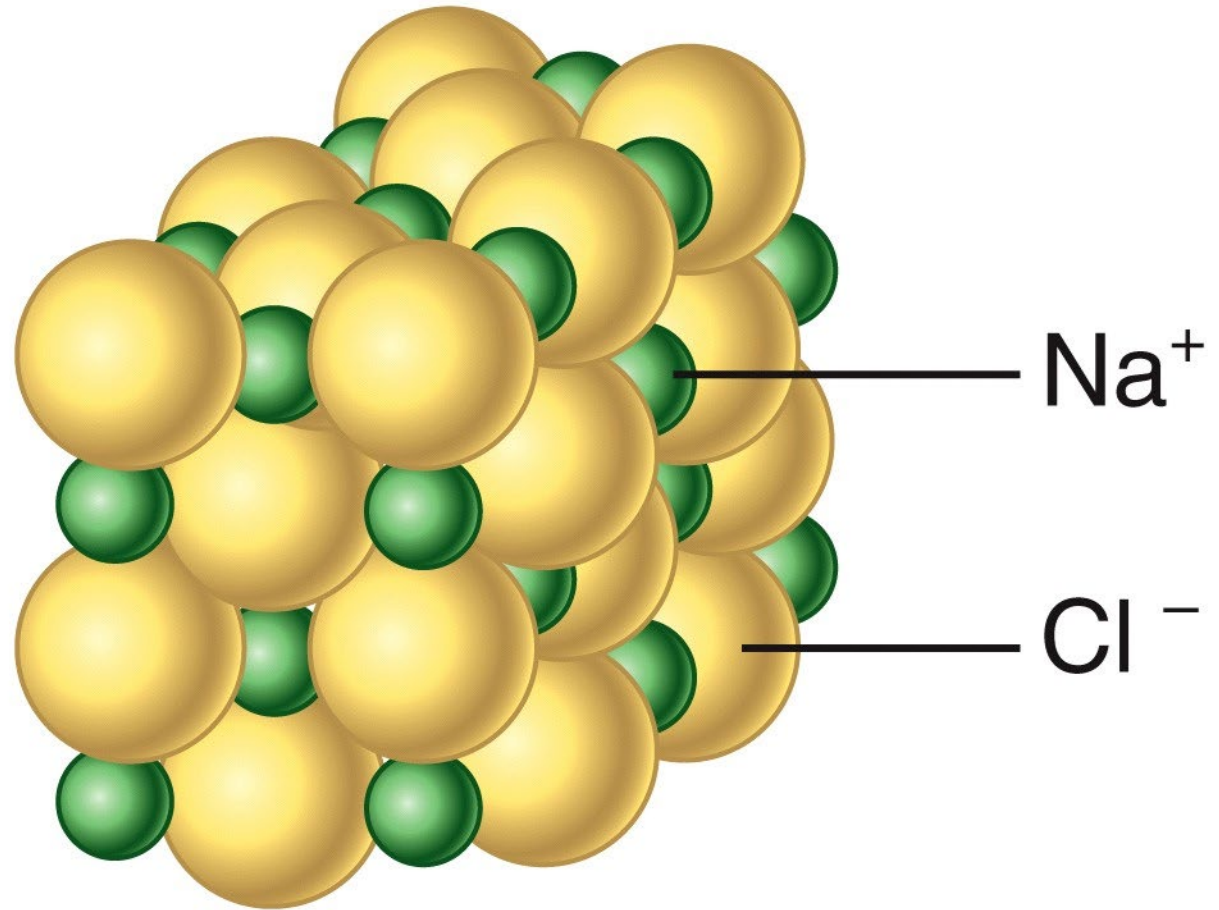
Ion

(b) Chlorine: 7 valence electrons



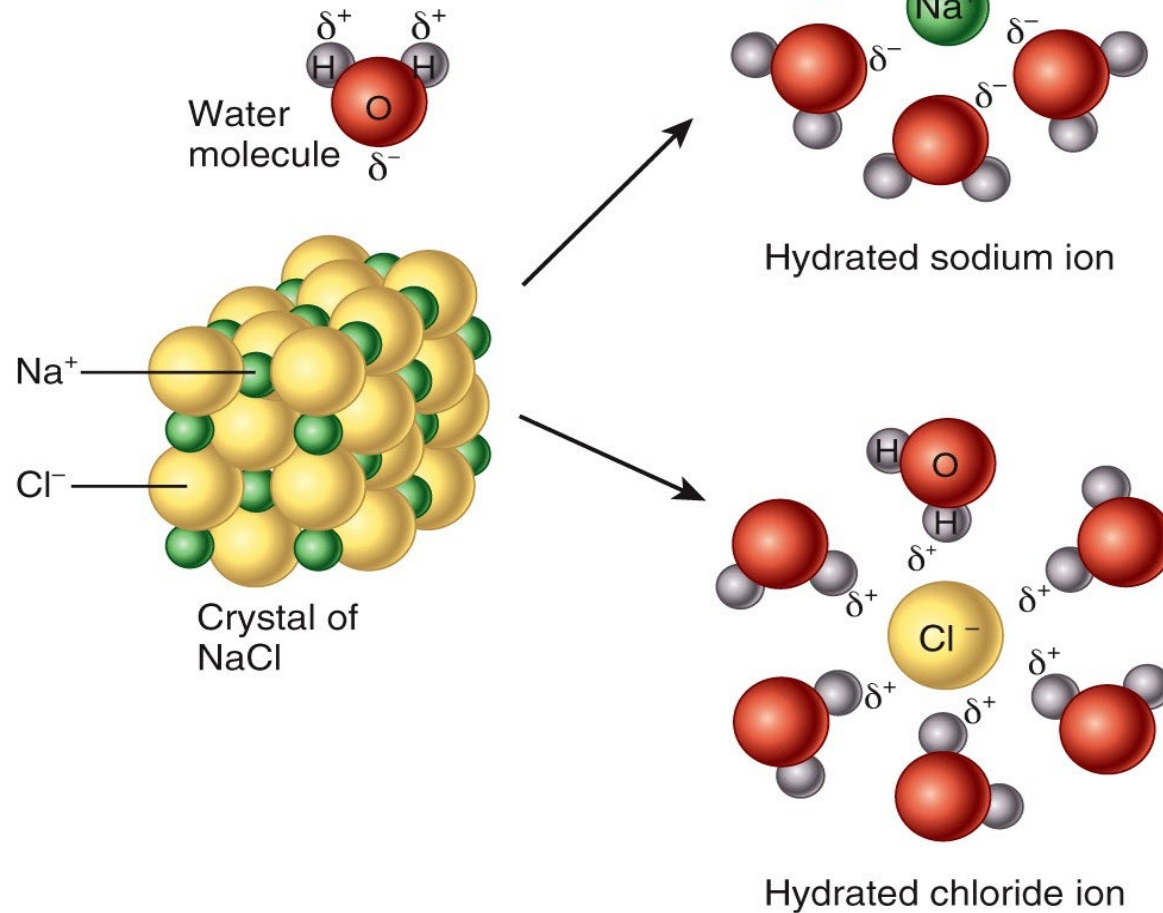
(c) Ionic bond in sodium chloride (NaCl)

Note: octet rule



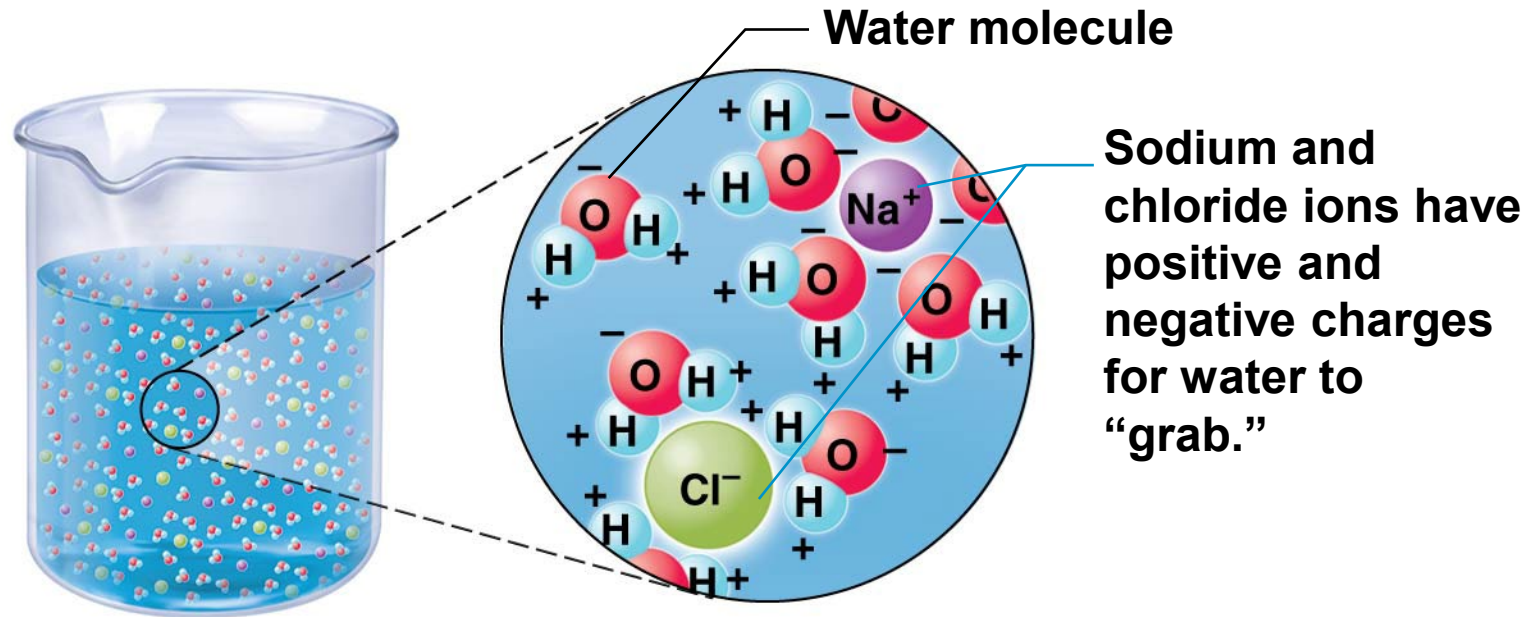
(d) Packing of ions in a crystal of sodium chloride

What is a hydration sphere? Significance?



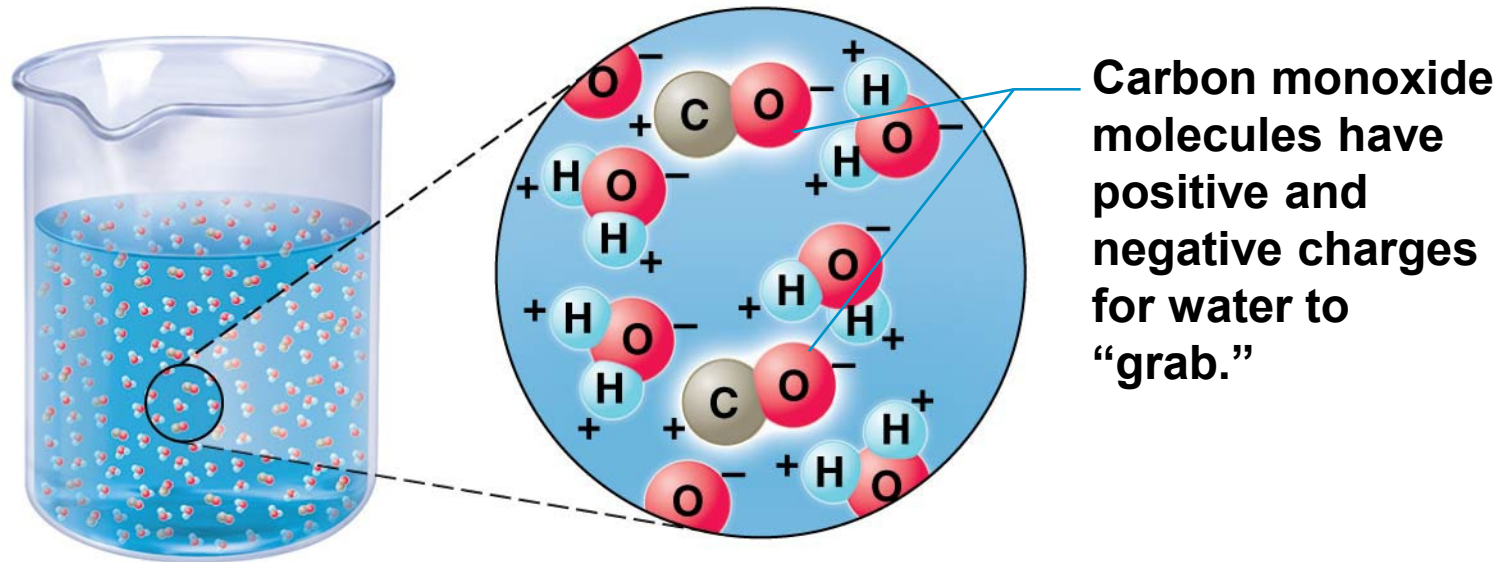
1. What is the orientation of water molecule?
2. What is the difference between water soluble (hydrophilic) and non-water soluble (hydrophobic)?
3. How will water molecules interact with protein and fat? Why?

The behavior of hydrophilic molecules in water.



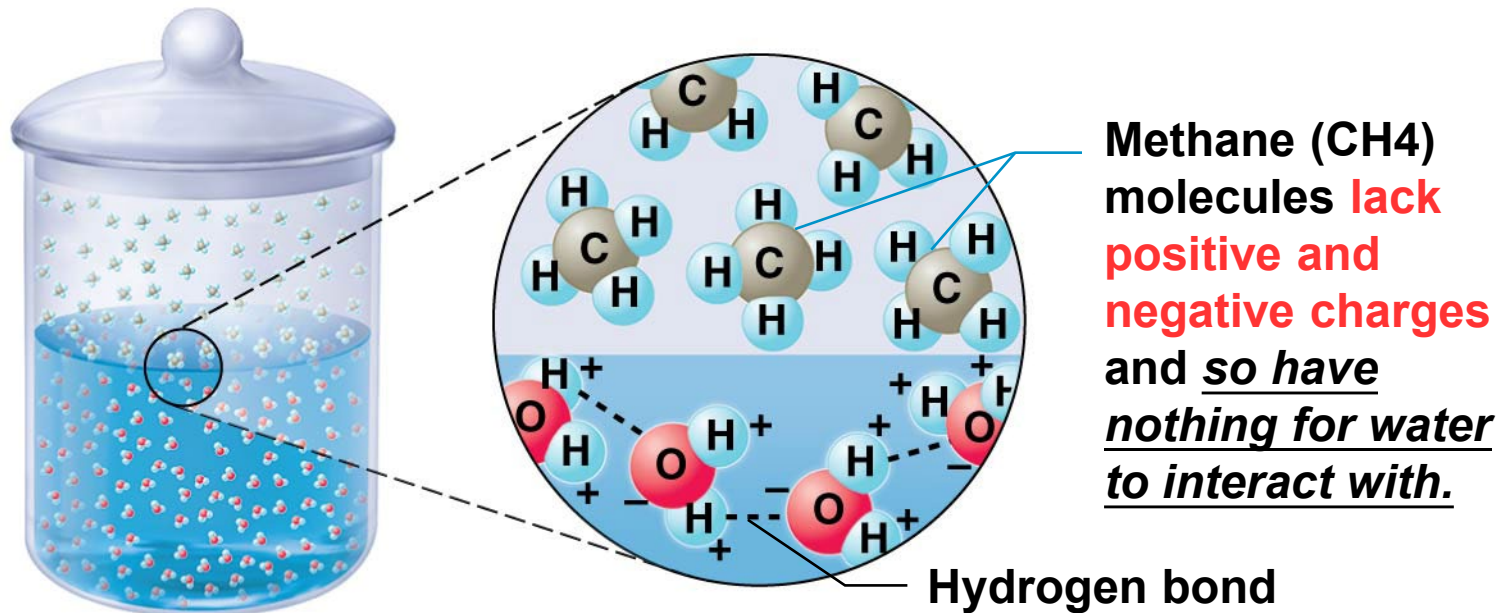
(a) Ionic compounds are hydrophilic.

What is the behavior of hydrophilic molecules in water?



(b) Polar covalent compounds are hydrophilic.

What is the behavior of hydrophobic molecules in water?



(c) Nonpolar covalent compounds are hydrophobic.

Hydrogen Bonds

Hydrogen bond = a weak attraction between a slightly positive hydrogen atom in one molecule and a slightly negative oxygen or nitrogen atom in another molecule.

Water molecules are weakly attracted to each other by hydrogen bonds
Relatively weak bonds

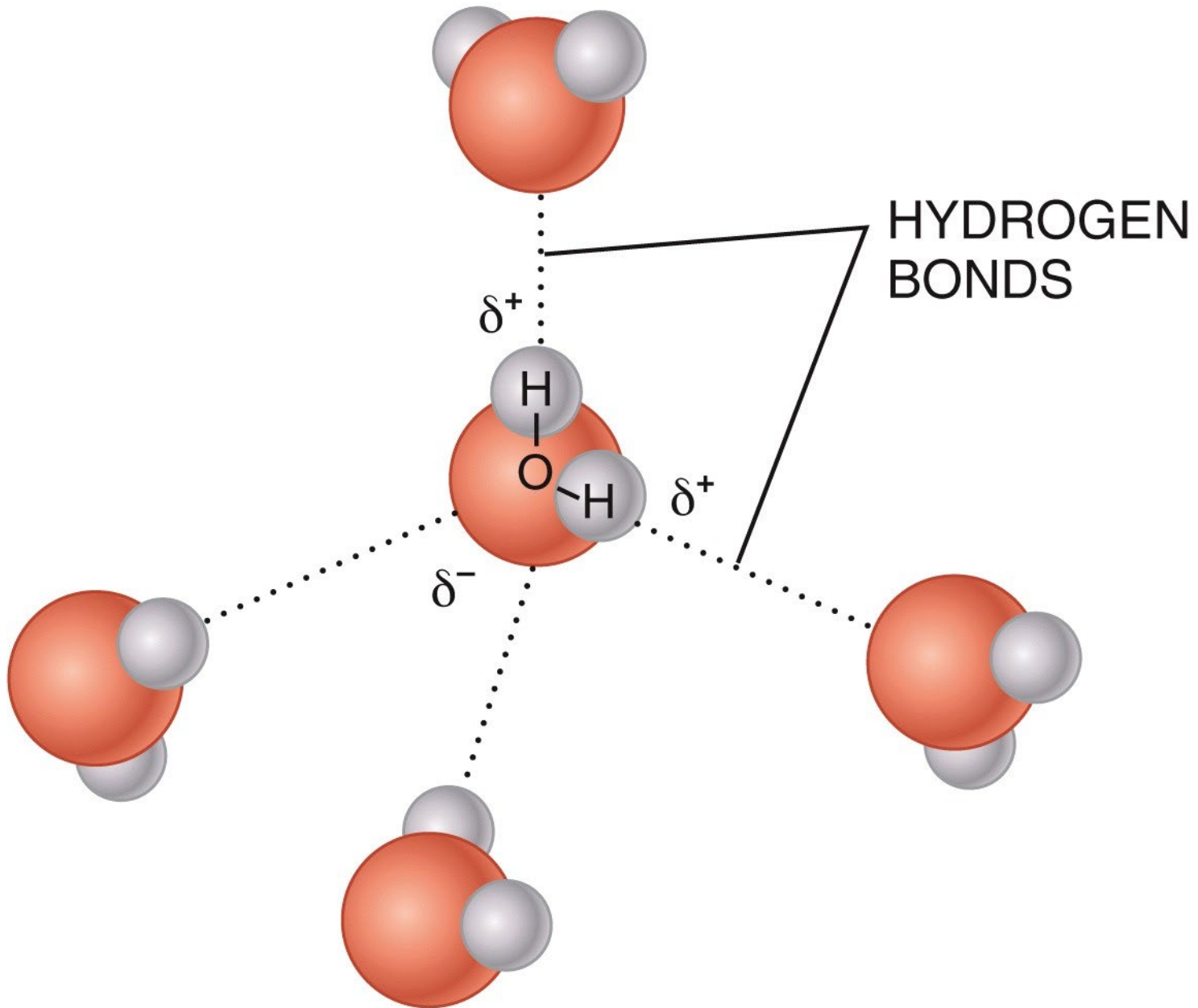
Very important to physiology structure and function

- Structure - Protein structure & DNA structure
- Function - Respiratory failure of premature infants

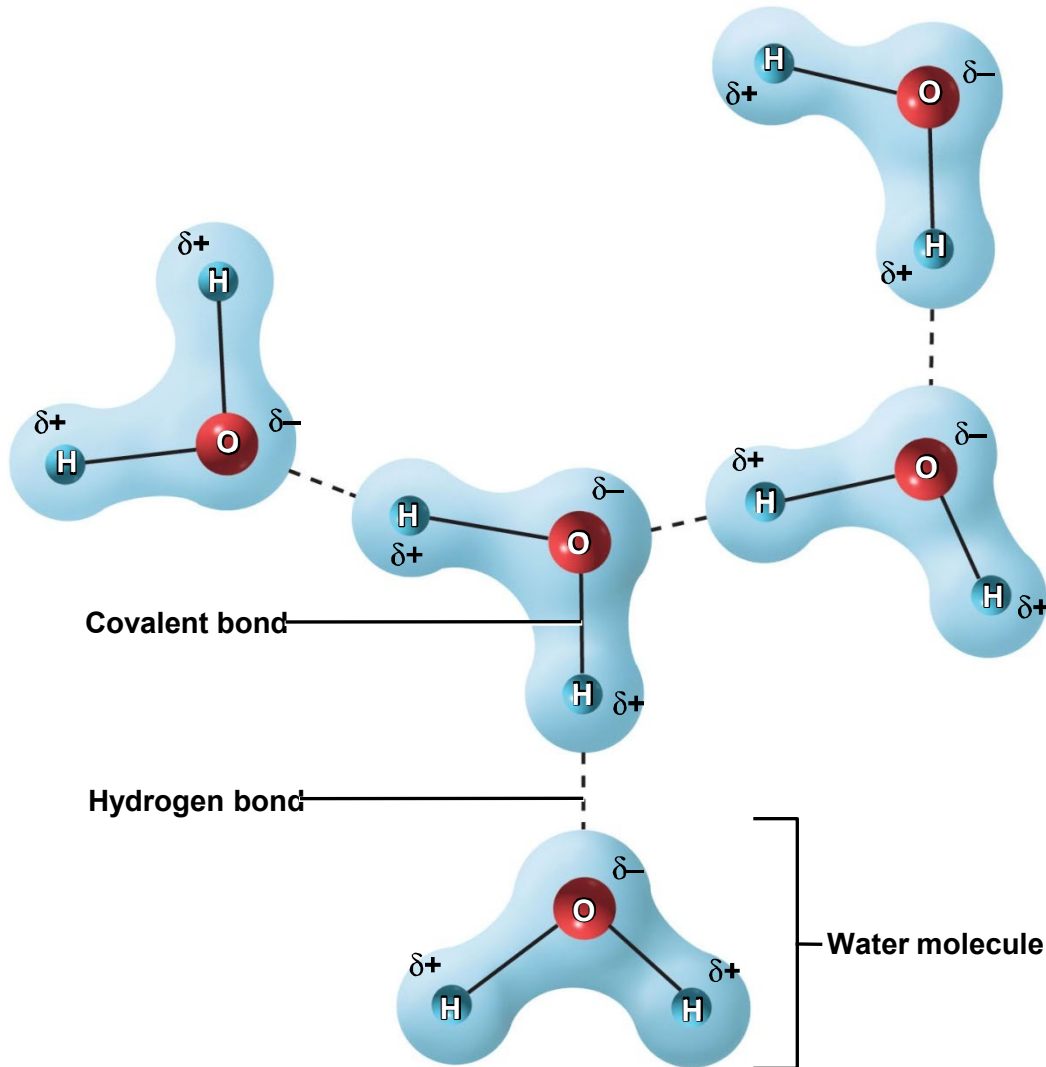
Note – Hydrogen bonds do not hold atoms together, so they don't form compound, however.

Hydrogen bonds opposite charge between two molecules or across from opposite charges in the same molecule. Therefore, hydrogen bonds....

- 1) Hold 3D shape of same molecule together (e.g. protein)
- 2) Hold different molecules together (e.g. water molecules)



Hydrogen Bonding in Water



What is a gel state?

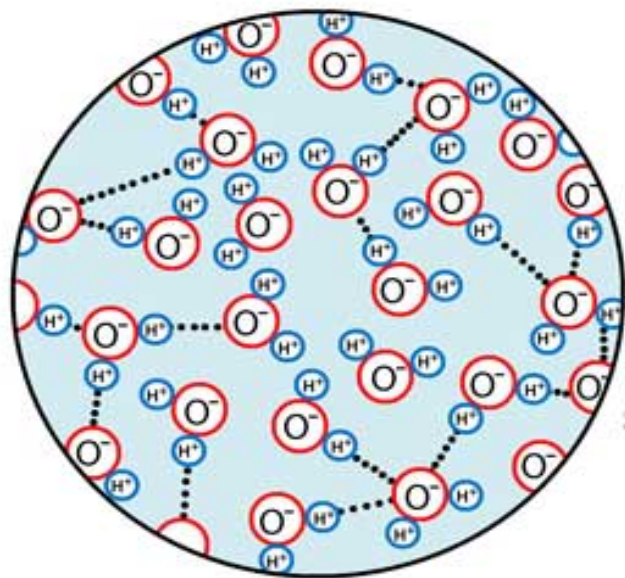
What is water tension?

What happens when water freezes?

Why does ice float?

Why Does Water Expand When It Freezes

As water freezes the hydrogen bonds push the H_2O molecules farther apart from each other increasing the intermolecular space resulting in expansion.



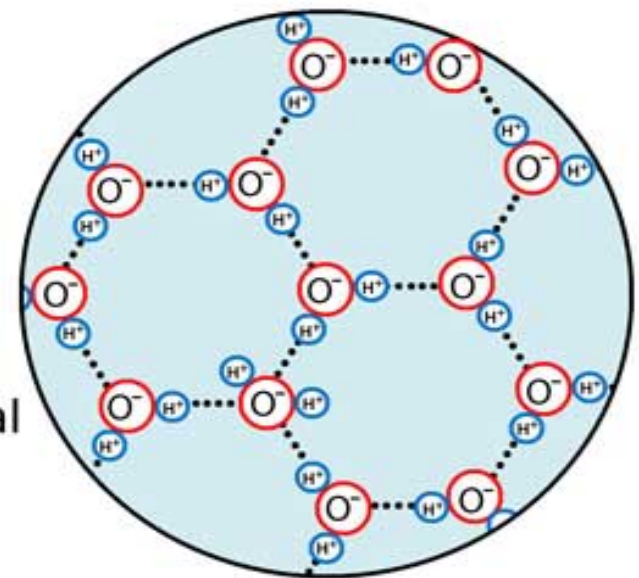
Liquid water

Unstable and irregularly formed hydrogen bonds

On Freezing



molecules form stable hexagonal crystal lattice structure

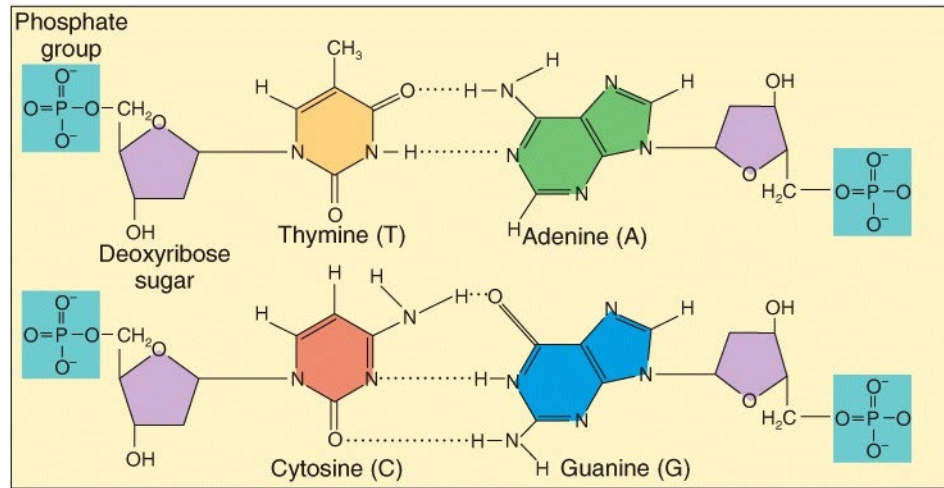


Ice

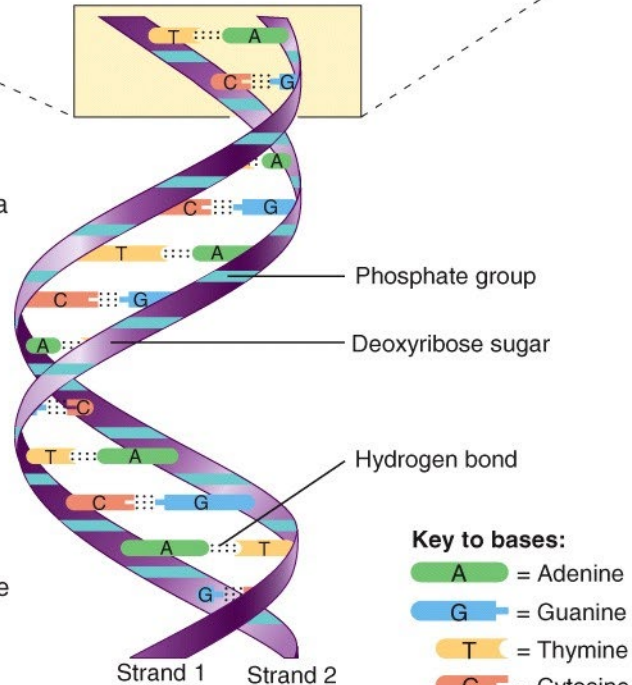
Stable hydrogen bonds





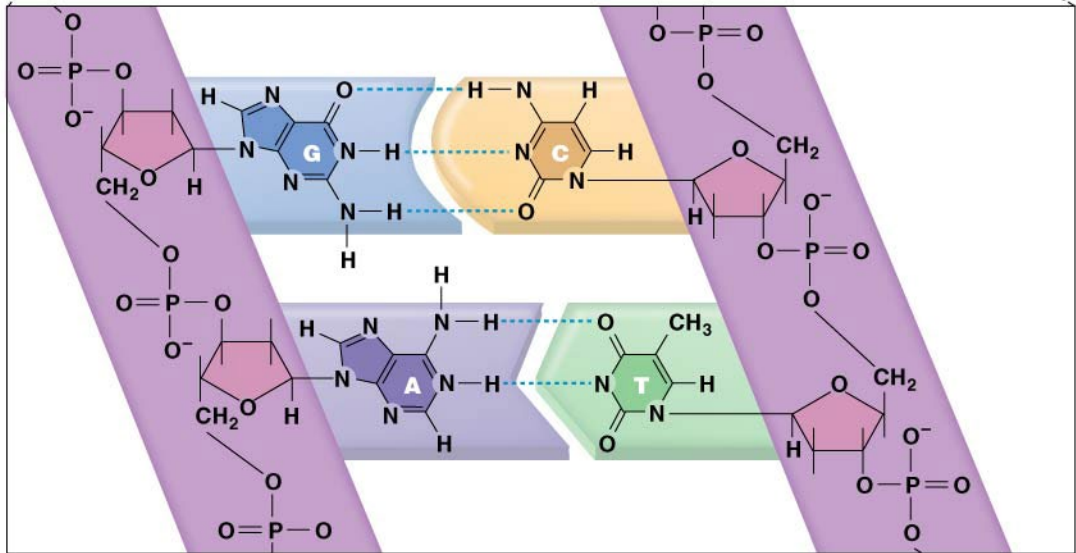
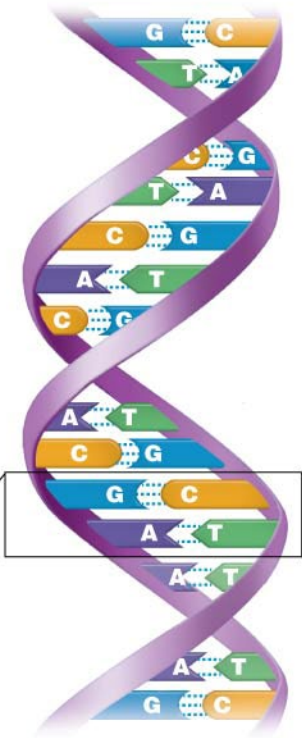


(a) Components of nucleotides

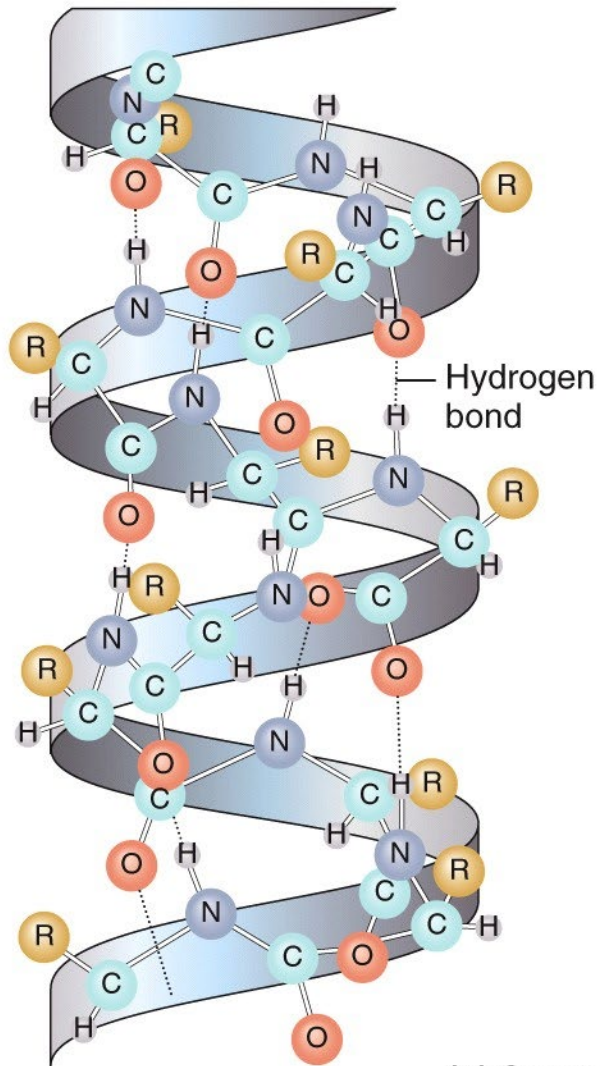


(b) Portion of a DNA molecule

- DNA is made of two strands twisted in a spiral staircase-like structure called a double helix.
- Each strand consists of nucleotides bound together.
- Each nucleotide consists of a deoxyribose sugar bound to a phosphate group and one of 4 nitrogenous bases [adenine (A), thymine (T), guanine (G), cytosine (C)].
- The nitrogenous bases pair together through hydrogen bonding to form the “steps” of the double helix.
- Adenine pairs with thymine and guanine pairs with cytosine.

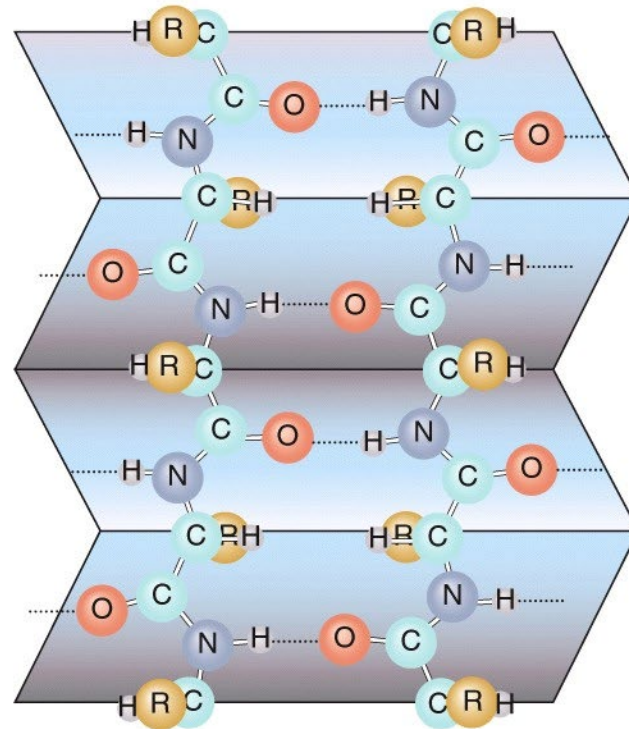


- A
- G
- T
- C
- U



Alpha helix

(b) Secondary structure
 (twisting and folding of
 neighboring amino acids,
 stabilized by hydrogen
 bonds)



Beta pleated sheet

What is an isomer?

Isomers – molecules with identical molecular formulae but different arrangement of their atoms

	Structural formulae	Condensed Structural formulae	Molecular formulae
Ethanol	$\begin{array}{c} \text{H} \quad \text{H} \\ \quad \\ \text{H}-\text{C}-\text{C}-\text{OH} \\ \quad \\ \text{H} \quad \text{H} \end{array}$	$\text{CH}_3\text{CH}_2\text{OH}$	$\text{C}_2\text{H}_6\text{O}$
Ethyl ether	$\begin{array}{c} \text{H} \quad \quad \text{H} \\ \quad \quad \\ \text{H}-\text{C}-\text{O}-\text{C}-\text{H} \\ \quad \quad \\ \text{H} \quad \quad \text{H} \end{array}$	CH_3OCH_3	$\text{C}_2\text{H}_6\text{O}$

Free Radicals

FR are chemical particles with an “unpaired electron in outer shell” // FR need another electron to make atom stable.

FR will “take” an electron from another molecule which then makes that molecule unstable. The second molecule then takes an electron off another molecule. *This starts a chain reaction which could eventually kill the cell.*

Produced by /// normal metabolic reactions in mitochondria, radiation, or toxic chemicals

FR damage tissue / may cause cell death!

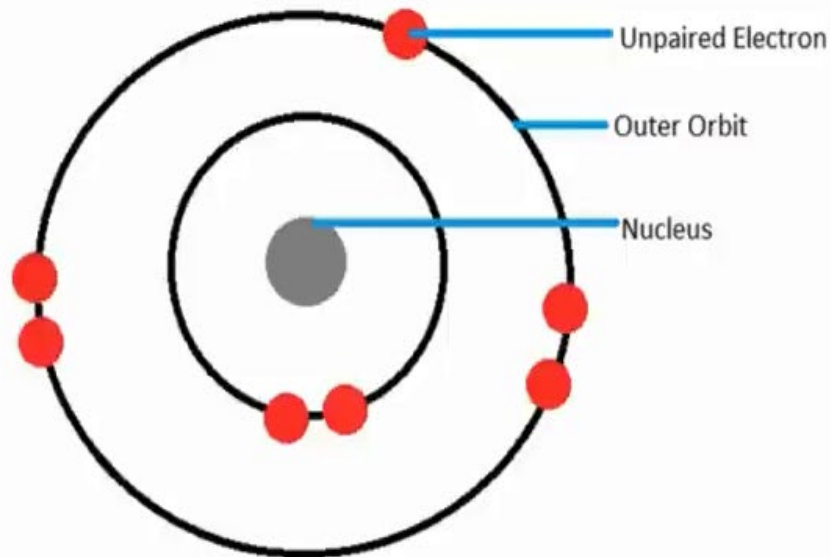
- reactions that destroy cellular molecules
- may cause cancer, death of heart tissue and aging

Antioxidants - neutralize free radicals

- in our tissues we have the enzyme superoxide dismutase (SOD)
- in diet (Selenium, vitamin E, vitamin C, carotenoids)

Free Radicals

Fig. An Example of a Free Radical




Definition:


Free radicals are chemical species that contain **single unpaired electron** in an **outer orbit**.

- Unstable & highly reactive
- Autocatalytic Reaction
- Induce cell injury
- Has role in phagocytosis


Superoxide (O₂^{•-}):

A free radical formed by the addition of a single electron to a molecule of oxygen. It is a precursor to other ROS and is produced by various cellular processes, including the electron transport chain in mitochondria and by NADPH oxidases. 

Hydrogen Peroxide (H₂O₂):

A non-radical ROS that is formed from superoxide by the enzyme superoxide dismutase (SOD). It is relatively stable and can diffuse across cell membranes, potentially reaching different cellular compartments. 

Hydroxyl Radical (•OH):

The most reactive of the common ROS, it is formed from hydrogen peroxide in the presence of transition metal ions like iron. It can cause significant cellular damage by reacting with lipids, proteins, and DNA. 

Singlet Oxygen (1O₂):

An electronically excited form of oxygen that is highly reactive. It can be generated by various reactions, including those involving hydrogen peroxide and hypochlorous acid. 



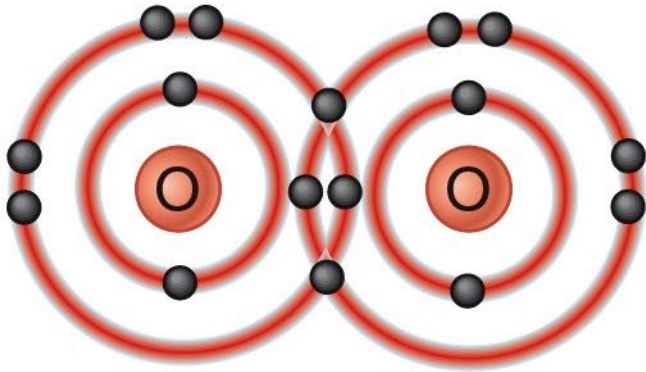
Examples of Free Radicals

- ROS (Reactive Oxygen Species)
 - Superoxide Anion $\text{O}_2^{\cdot-}$
 - Hydrogen Peroxide H_2O_2
 - Hydroxyl Radical $\text{HO}\cdot$
- NO (Nitric Oxide)
- ONOO^- (Peroxynitrite Anion)
- NO_2 , NO_3^-

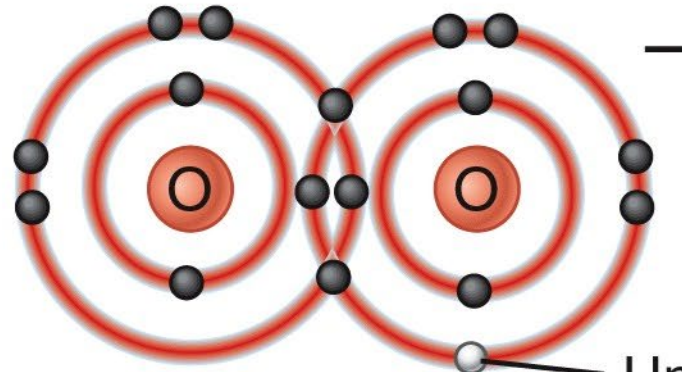


Nitric oxide


How Do We Neutralize Free Radicals?



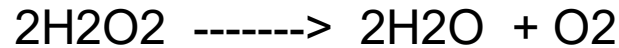
(a) Oxygen molecule (O_2)



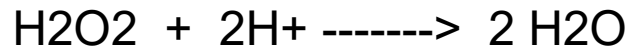
(b) Superoxide free radical (O_2^-)



Superoxide dimutase



Catalase



Peroxidase

Hydrogen peroxide

How Free Radicals Are Generated ?

- By **Reduction-Oxidation Reactions** during normal metabolic processes
- Absorption of **Radiant Energy**
- During **Inflammation**
- During **Enzymatic Metabolism** of Exogenous Chemicals and Drugs
- **Transition Metals**
- NO generated by **endothelial cells, neurons, macrophages** etc. combines with superoxide and forms peroxynitrate (ONOO⁻)


(NO = nitric oxide)




Nitric oxide

How Free Radicals Are Removed ?


- Antioxidants: Vitamin A, C, E and Glutathione
- Binding Transition Metals With Storage And Transport Proteins
- By Free Radical Scavenging System
 - Catalase : $2\text{H}_2\text{O}_2 \rightarrow \text{O}_2 + 2\text{H}_2\text{O}$
 - Superoxidase dismutases
 - Glutathione peroxidase :
 - $\text{H}_2\text{O}_2 + 2\text{GSH} \rightarrow \text{GSSG} + 2\text{H}_2\text{O}$
 - $2\text{OH} + 2\text{GSH} \rightarrow \text{GSSG} + 2\text{H}_2\text{O}$



ATOMS

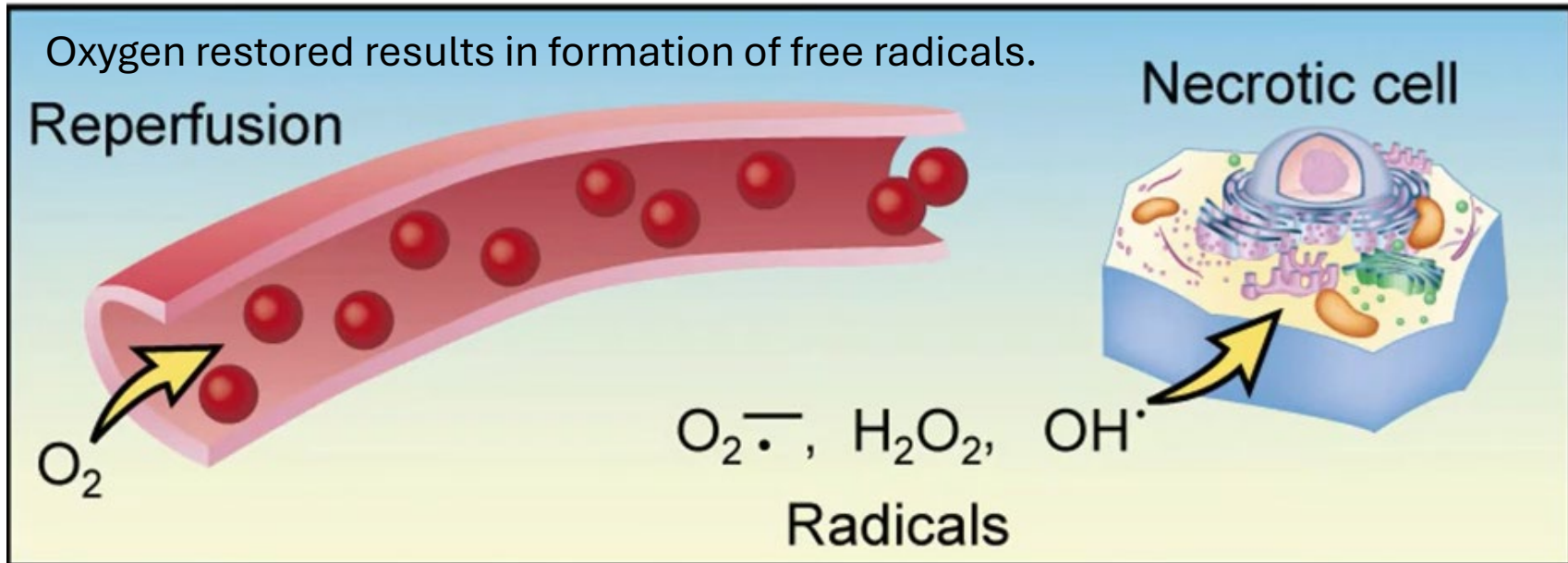
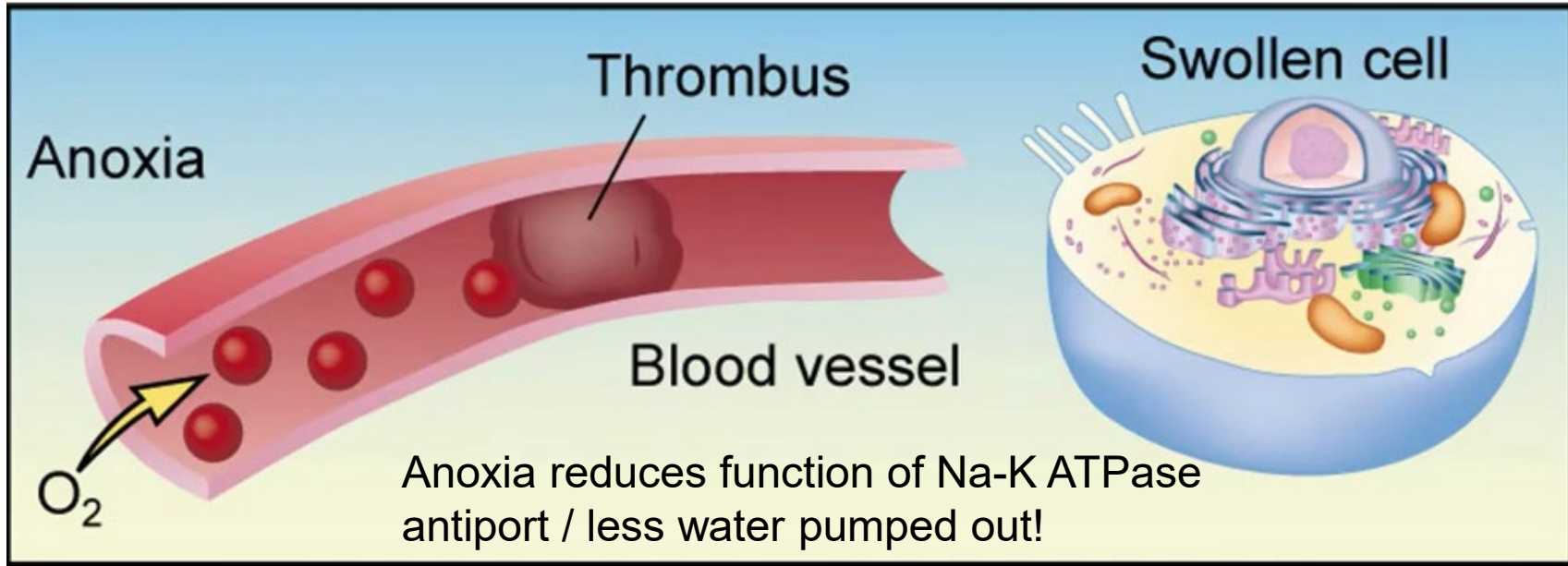


**FREE
RADICALS**



ANTIOXIDANTS

Thrombus causes anoxia / This results in ischemia



↓ Na⁺ Pump

↑ Glycolysis

↓ Ca⁺⁺ Pump

Cellular
Swelling

↓ pH

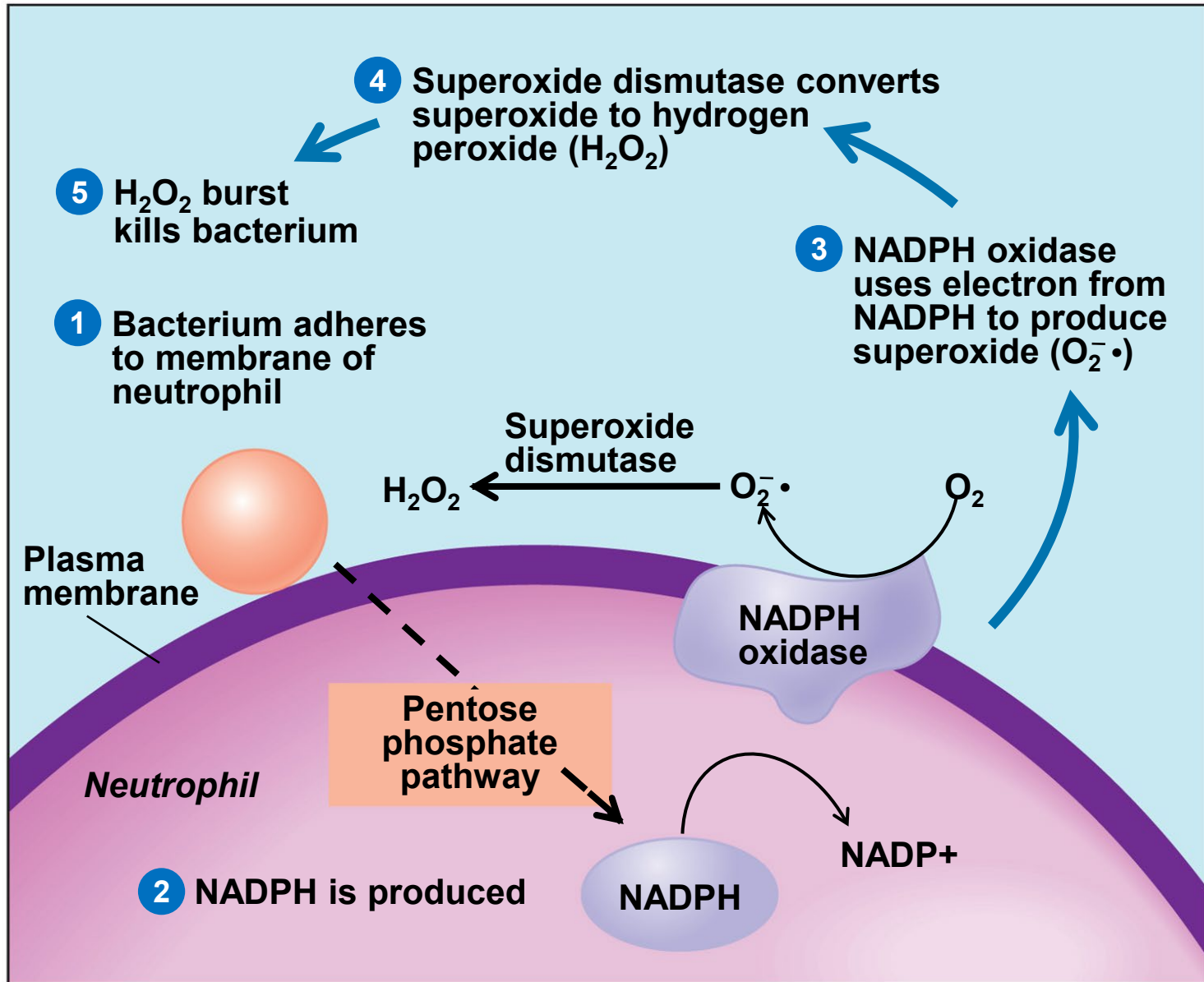
Mitochondrial
Damage

+ Oxygen = Reperfusion Injury

Reperfusion produces free radicals. Danger following medical procedures.

Free radicals are also produced by inflammation / neutrophils
respiratory burst / oxygen is converted to free radicals by WBC

Neutrophils (WBC) Form Free Radicals to Kill Bacteria



NADPH may also be used to reduce free radicals to make them harmless.

Isotopes and Radioactivity

Isotopes – same element with same number of protons but differ from one another only in the number of neutrons and therefore in atomic mass

Extra neutrons increase atomic weight

Isotopes of an element are chemically similar // have same valence electrons

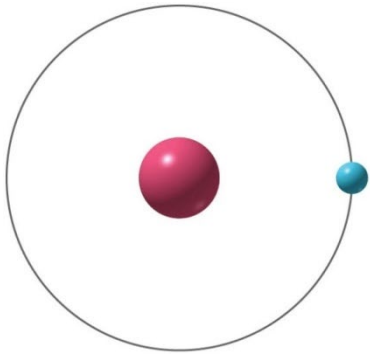
An isotope has an imbalance between the number of protons and neutrons in the nucleus // atom will try to bring this back into balance by beta decay.

Isotopes and Radioactivity

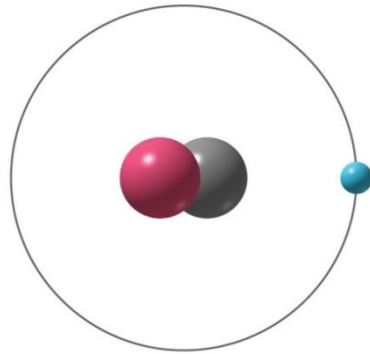
Not all isotopes are radioactive; there are both stable and unstable (radioactive) isotopes, with stability depending on the balance of protons and neutrons in the nucleus, so common ones like Carbon-12 and Oxygen-16 are stable, while Carbon-14 is radioactive.

Only isotopes with excess internal energy or an imbalance of particles are unstable and undergo radioactive decay, releasing radiation until they become stable.

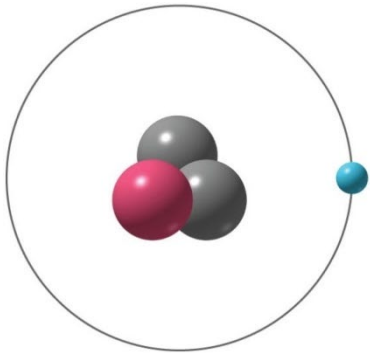
Isotopes of Hydrogen



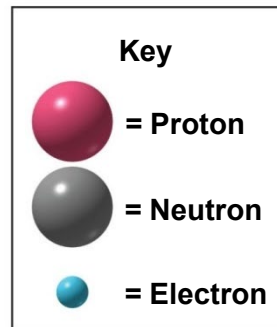
Hydrogen (^1H)
(1p^+ , 0n^0 , 1e^-)



Deuterium (^2H)
(1p^+ , 1n^0 , 1e^-)

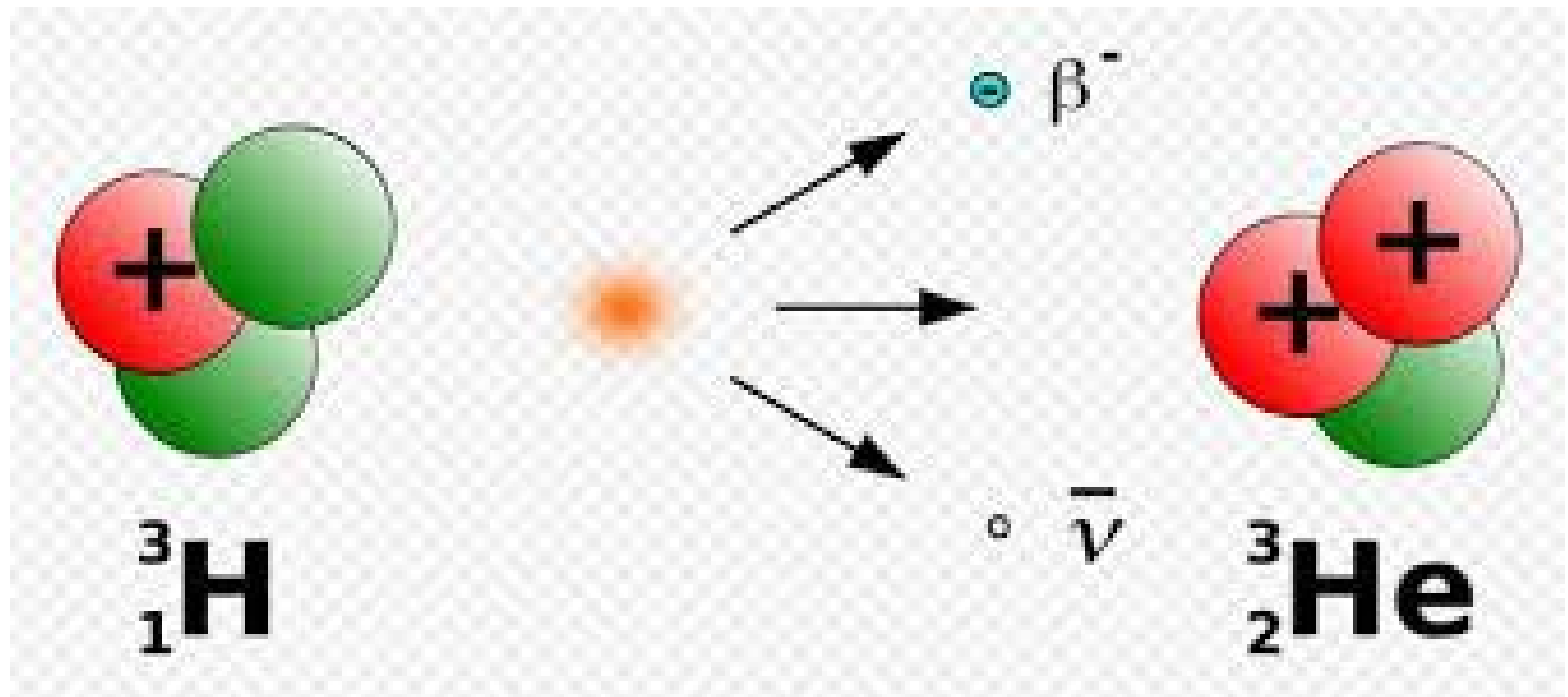


Tritium (^3H)
(1p^+ , 2n^0 , 1e^-)



The numbers and dial are painted with phosphate.

Tritium beta emissions cause phosphorous to glow



Radioactive tritium undergoes beta negative decay. A neutron is converted To a proton and an electron is ejected.

Iodine Radioisotope

Radioisotopes

- One of iodine's neutron is converted to a proton
- When this occurs a beta particle is ejected from the nucleus
- A beta particle is a high energy electron
- The atomic weight does not change but the number of protons change (increases by one and a new element is formed)
- Every element has at least one radioisotope

Radioactivity

- radioisotopes decay to stable isotopes by releasing radiation
- atom has an imbalance in number of protons to neutrons

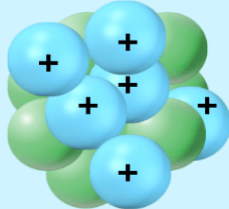


(not a lecture topic)

Beta Decay

Beta decay is radioactive decay that either releases an electron (beta minus) or positron (beta plus).

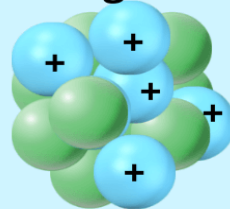
carbon-14



6 protons
8 neutrons

β^-
→

nitrogen-14

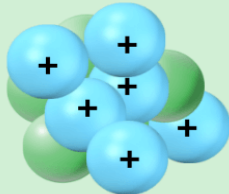


7 protons
7 neutrons

+ **antineutrino** + **electron**



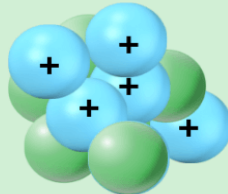
carbon-10



6 protons
4 neutrons


β^+
→

boron-10



5 protons
5 neutrons

+ **neutrino** + **positron**



sciencenotes.org

Beta decay (β^- VS β^+)

Beta minus decay (β^-), a neutron is converted to a proton, and the process creates an electron and an electron antineutrino

B plus decay (β^+), a proton is converted to a neutron and the process creates a positron and an electron neutrino. β^+ decay is also known as positron emission.

(not a lecture topic)

Positron emission, beta plus decay, or β^+ decay is a subtype of radioactive decay called beta decay, in which a proton inside a radionuclide nucleus is converted into a neutron while releasing a positron and an electron neutrino (ν_e).



Sidharth

Mar 22, 2015

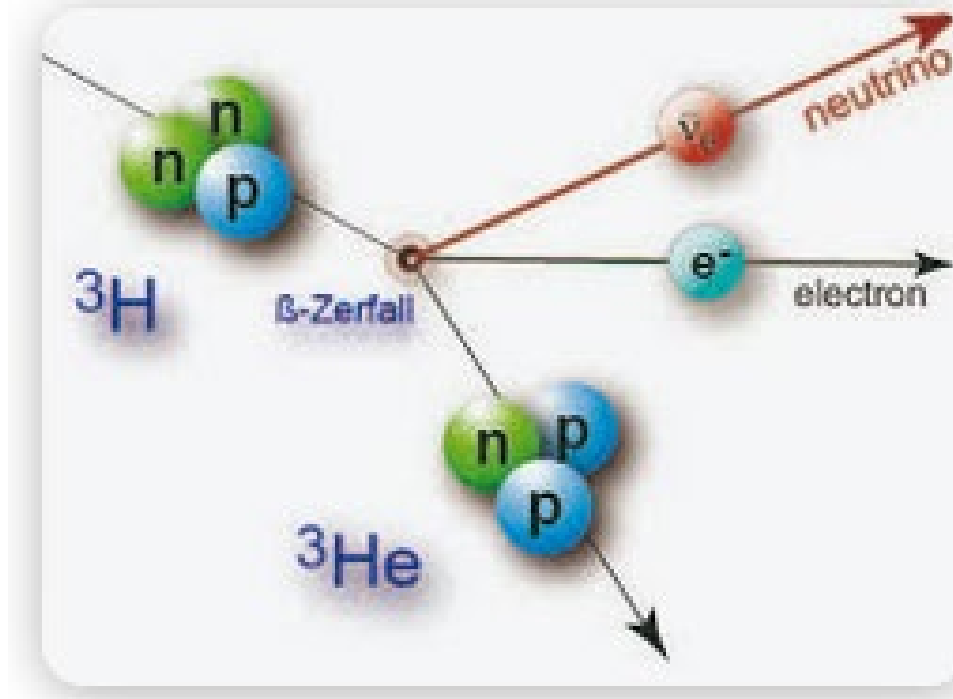
Positron emission or beta plus decay (β^+ decay) is a particular type of radioactive decay and a subtype of [beta decay](#), in which a proton inside a radionuclide nucleus is converted into a neutron while releasing a positron and an electron neutrino (ν_e). [1] Positron emission is mediated by the weak force. The positron is a type of beta particle (β^+), the other beta particle being the electron (β^-) emitted from the β^- decay of a nucleus.

Okay coming to the point

[Isotopes](#) which undergo this decay and thereby emit positrons → carbon-11

- potassium-40,
- nitrogen-13,
- oxygen-15,
- aluminium-26,
- sodium-22,
- fluorine-18,
- iodine-121.

(not a lecture topic)



Proton = two up quarks and one down quark

Neutron = one down quark and two up quarks

If you have too many neutrons then the atom will change a neutron into a proton by “flipping” one of the quarks and “ejecting” an electron. This transforms hydron (1 proton) into helium (two protons). If the “ejected electron” (called a beta particle) hits a phosphate atom, then it excites the phosphate’s electrons to jump to a higher energy level. When the electron drops down to its normal energy level, it emits a photon (light).

Periodic Table of Elements

1	2	3	4	5	6	7	8	9	10	11	12	13	14	15	16	17	18																																
1 H Hydrogen 1.00794	Atomic # Symbol Name Atomic Mass																2 He Helium 4.002602																																
3 Li Lithium 6.941	4 Be Beryllium 9.012182	<table border="1"> <tr> <td>C Solid</td> <td colspan="4">Metals</td> <td colspan="3">Nonmetals</td> </tr> <tr> <td>Hg Liquid</td> <td>Alkali metals</td> <td>Alkaline earth metals</td> <td>Lanthanoids</td> <td>Transition metals</td> <td>Poor metals</td> <td>Other nonmetals</td> <td>Noble gases</td> </tr> <tr> <td>H Gas</td> <td></td> <td></td> <td>Actinoids</td> <td></td> <td></td> <td></td> <td></td> </tr> <tr> <td>Rf Unknown</td> <td></td> <td></td> <td></td> <td></td> <td></td> <td></td> <td></td> </tr> </table>										C Solid	Metals				Nonmetals			Hg Liquid	Alkali metals	Alkaline earth metals	Lanthanoids	Transition metals	Poor metals	Other nonmetals	Noble gases	H Gas			Actinoids					Rf Unknown								5 B Boron 10.811	6 C Carbon 12.0107	7 N Nitrogen 14.0067	8 O Oxygen 15.9994	9 F Fluorine 18.9984032	10 Ne Neon 20.1797
C Solid	Metals				Nonmetals																																												
Hg Liquid	Alkali metals	Alkaline earth metals	Lanthanoids	Transition metals	Poor metals	Other nonmetals	Noble gases																																										
H Gas			Actinoids																																														
Rf Unknown																																																	
11 Na Sodium 22.98976928	12 Mg Magnesium 24.3050	13 Al Aluminium 26.9815386	14 Si Silicon 28.0855	15 P Phosphorus 30.973762	16 S Sulfur 32.065	17 Cl Chlorine 35.453	18 Ar Argon 39.948																																										
19 K Potassium 39.0983	20 Ca Calcium 40.078	21 Sc Scandium 44.955912	22 Ti Titanium 47.887	23 V Vanadium 50.9415	24 Cr Chromium 51.9961	25 Mn Manganese 54.938045	26 Fe Iron 55.845	27 Co Cobalt 58.933195	28 Ni Nickel 58.6934	29 Cu Copper 63.546	30 Zn Zinc 65.38	31 Ga Gallium 69.723	32 Ge Germanium 72.64	33 As Arsenic 74.92160	34 Se Selenium 78.96	35 Br Bromine 79.904	36 Kr Krypton 83.798																																
37 Rb Rubidium 85.4678	38 Sr Strontium 87.62	39 Y Yttrium 88.90585	40 Zr Zirconium 91.224	41 Nb Niobium 92.90638	42 Mo Molybdenum 95.96	43 Tc Technetium (97.9072)	44 Ru Ruthenium 101.07	45 Rh Rhodium 102.90550	46 Pd Palladium 106.42	47 Ag Silver 107.8682	48 Cd Cadmium 112.411	49 In Indium 114.818	50 Sn Tin 118.710	51 Sb Antimony 121.760	52 Te Tellurium 127.80	53 I Iodine 126.90447	54 Xe Xenon 131.293																																
55 Cs Caesium 132.9054519	56 Ba Barium 137.327	57-71	72 Hf Hafnium 178.49	73 Ta Tantalum 180.94788	74 W Tungsten 183.84	75 Re Rhenium 186.207	76 Os Osmium 190.23	77 Ir Iridium 192.217	78 Pt Platinum 195.084	79 Au Gold 196.966569	80 Hg Mercury 200.59	81 Tl Thallium 204.3833	82 Pb Lead 207.2	83 Bi Bismuth 208.98040	84 Po Polonium (208.9824)	85 At Astatine (208.9871)	86 Rn Radon (222.0176)																																
87 Fr Francium (223)	88 Ra Radium (226)	89-103	104 Rf Rutherfordium (261)	105 Db Dubnium (262)	106 Sg Seaborgium (266)	107 Bh Bohrium (264)	108 Hs Hassium (277)	109 Mt Meitnerium (268)	110 Ds Darmstadtium (271)	111 Rg Roentgenium (272)	112 Uub Ununbium (285)	113 Uut Ununtrium (284)	114 Uuq Ununquadium (289)	115 Uup Ununpentium (288)	116 Uuh Ununhexium (292)	117 Uus Ununseptium	118 Uuo Ununoctium (294)																																

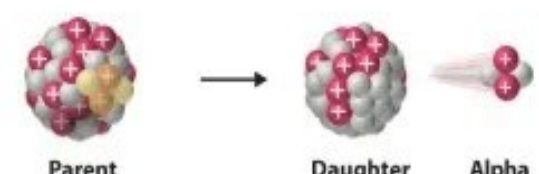


For elements with no stable isotopes, the mass number of the isotope with the longest half-life is in parentheses.

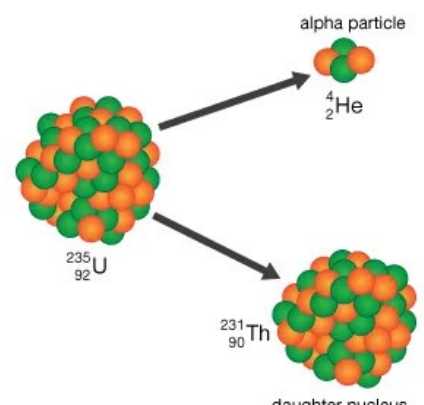
Design and Interface Copyright © 1997 Michael Dayah (michael@dayah.com). <http://www.ptable.com/>



57 La Lanthanum 138.90547	58 Ce Cerium 140.116	59 Pr Praseodymium 140.90765	60 Nd Neodymium 144.242	61 Pm Promethium (145)	62 Sm Samarium 150.36	63 Eu Europium 151.964	64 Gd Gadolinium 157.25	65 Tb Terbium 158.92535	66 Dy Dysprosium 162.500	67 Ho Holmium 164.93032	68 Er Erbium 167.259	69 Tm Thulium 168.93421	70 Yb Ytterbium 173.054	71 Lu Lutetium 174.9668
89 Ac Actinium (227)	90 Th Thorium 232.03806	91 Pa Protactinium 231.03588	92 U Uranium 238.02891	93 Np Neptunium (237)	94 Pu Plutonium (244)	95 Am Americium (243)	96 Cm Curium (247)	97 Bk Berkelium (247)	98 Cf Californium (251)	99 Es Einsteinium (252)	100 Fm Fermium (257)	101 Md Mendelevium (258)	102 No Nobelium (259)	103 Lr Lawrencium (262)

(not a lecture topic)

Decay Type	Radiation Emitted	Generic Equation	Model
Alpha decay	${}^4_2\alpha$	${}^A_ZX \longrightarrow {}^{A-4}_{Z-2}X' + {}^4_2\alpha$	 <p>Parent → Daughter + Alpha Particle</p>
Beta decay	${}^0_{-1}\beta$	${}^A_ZX \longrightarrow {}^A_{Z+1}X' + {}^0_{-1}\beta$	 <p>Parent → Daughter + Beta Particle</p>
Gamma emission	${}^0_0\gamma$	${}^A_ZX^* \xrightarrow{\text{Relaxation}} {}^A_ZX' + {}^0_0\gamma$	 <p>Parent (excited nuclear state) → Daughter + Gamma ray</p>



alpha particle
 ${}^4_2\text{He}$
 ${}^{235}_{92}\text{U}$
 ${}^{231}_{90}\text{Th}$
daughter nucleus

Electrolytes

Salts that ionize in water and form solutions capable of conducting an electric current.

Electrolyte importance

- chemical reactivity
- osmotic effects (influence water movement)
- electrical effects on nerve and muscle tissue

Electrolyte balance is one of the most important considerations in patient care.

Imbalances have ranging effects from muscle cramps, brittle bones, to coma, cardiac arrest, and death.

TABLE 2.2

Major Electrolytes and the Ions Released by their Dissociation

Electrolyte		Cation	Anion
Calcium chloride (CaCl ₂)	→	Ca ²⁺	2 Cl ⁻
Disodium phosphate (Na ₂ HPO ₄)	→	2 Na ⁺	HPO ₄ ²⁻
Magnesium chloride (MgCl ₂)	→	Mg ²⁺	2 Cl ⁻
Potassium chloride (KCl)	→	K ⁺	Cl ⁻
Sodium bicarbonate (NaHCO ₃)	→	Na ⁺	HCO ₃ ⁻
Sodium chloride (NaCl)	→	Na ⁺	Cl ⁻

Minerals

Inorganic elements **extracted from soil** by plants and passed up the food chain to humans

Some important minerals: Ca, P, Cl, Mg, K, Na, I, Fe, Zn, Cu, and S

Constitute about 4% of body weight

Important part of the structure in teeth, & bones

Required as co-factor for some enzymes

The minerals are the electrolytes – required for nerve function, muscle function, and membrane potentials.

TABLE 2.1**Elements of the Human Body**

Name		Symbol	Percentage of Body Weight
Major Elements (Total 98.5%)			
Oxygen		O	65.0
Carbon		C	18.0
Hydrogen		H	10.0
Nitrogen		N	3.0
Calcium		Ca	1.5
Phosphorus		P	1.0
Lesser Elements (Total 0.8%)			
Sulfur		S	0.25
Potassium		K	0.20
Sodium		Na	0.15
Chlorine		Cl	0.15
Magnesium		Mg	0.05
Iron		Fe	0.006
Trace Elements (Total 0.7%)			
Chromium	Cr	Molybdenum	Mo
Cobalt	Co	Selenium	Se
Copper	Cu	Silicon	Si
Fluorine	F	Tin	Sn
Iodine	I	Vanadium	V
Manganese	Mn	Zinc	Zn

Van der Waals Forces

(not a learning objective)

Van der Waals Forces – weak, brief attractions between neutral atoms

Fluctuations in electron density in electron cloud of a molecule creates polarity for a moment, and can attract adjacent molecules in the region for a very short instant in time

Only 1% as strong as a covalent bond

When two surfaces or large molecules meet, the attraction between large numbers of atoms can create a very strong attraction

- important in protein folding
- important with protein binding with hormones
- association of lipid molecules with each other

More About Water

Polar covalent bonds and its **V-shaped molecule** gives water a set of properties that account for its ability to support life.

Water's unique features include.....

- solvency**
- cohesion**
- adhesion**
- chemical reactivity**
- thermal stability**

Solvency

Solvency - ability to dissolve other chemicals

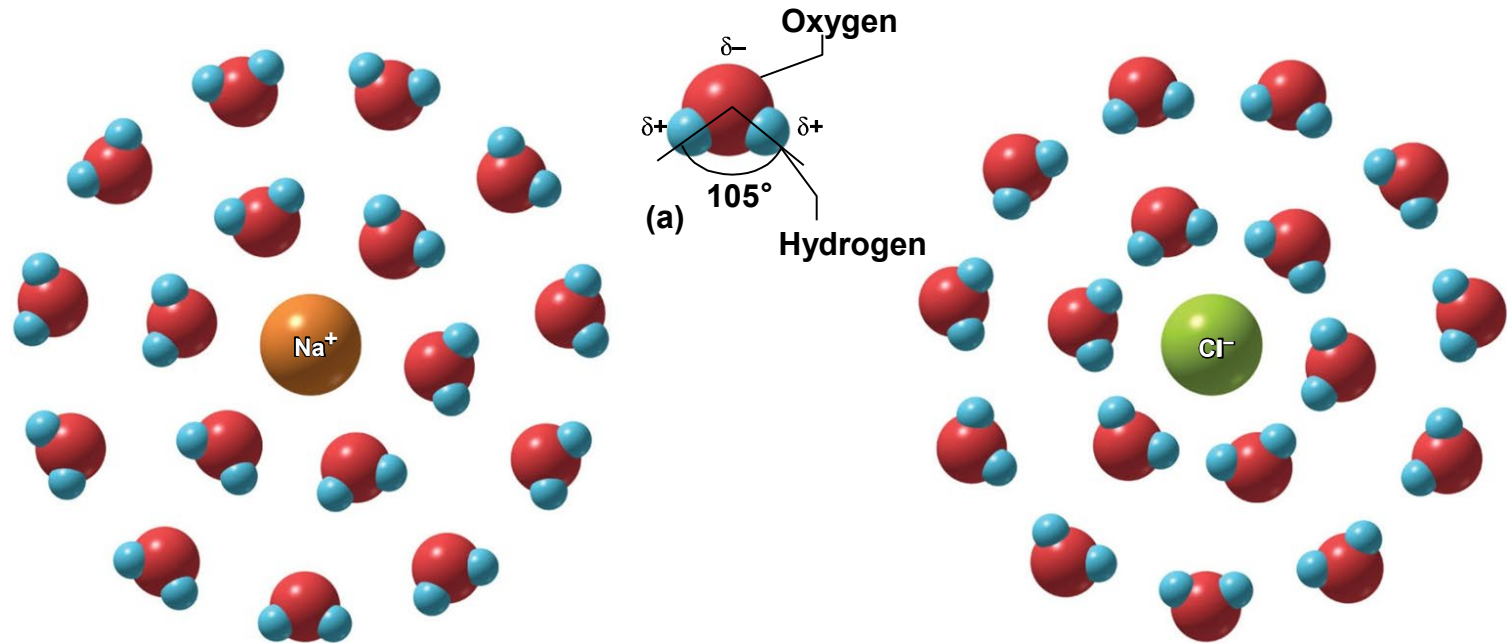
Water is called the **Universal Solvent**

Hydrophilic – substances that dissolve in water //
These molecules must be polarized or charged (e.g. proteins)

Hydrophobic - substances that do not dissolve in water
// These molecules are non-polar or neutral (e.g. fat)

All biologic chemical reactions depend on the solvency of water

Water as a Solvent



Polar water molecules overpower the ionic bond in $\text{Na}^+ \text{Cl}^-$

- forming **hydration spheres** around each ion
- water molecules: negative pole faces Na^+ , positive pole faces Cl^-
- Water also interacts with surface charge on proteins // water is
- responsible for folding proteins into 3D shape!

Chemical Reactivity of Water

It is the ability of water to participate in chemical reactions

- water ionizes** into H^+ and OH^-
- water ionizes** other chemicals (acids and salts)
- water involved in **hydrolysis** and **dehydration synthesis** reactions

Thermal Stability of Water

Water helps stabilize the internal temperature of the body

Has high **heat capacity** – the amount of heat required to raise the temperature of 1 g of a substance by 1 degree C.

calorie (cal) – the amount of heat that raises the temperature of 1 g of water 1 degree C.

Hydrogen bonds inhibit temperature increases by inhibiting molecular motion (note: heat is actually a measurement of velocity!)

Water absorbs heat without changing temperature very much

Effective coolant // 1 ml of perspiration removes 500 calories

Three Types of Mixtures Solution, Colloid and Suspension



Solution Colloid

Suspension

Water and Mixtures

Three Types of Mixtures

Mixtures – consists of substances physically blended, but not chemically combined

Our body fluids are complex mixtures of chemicals

Each substance in a mixture maintains its own chemical properties (no chemical bonding occurs)

Most mixtures in our bodies consist of chemicals dissolved or suspended in water

Water 50-75% of body weight // depends on age, sex, fat content, etc.


Solutions

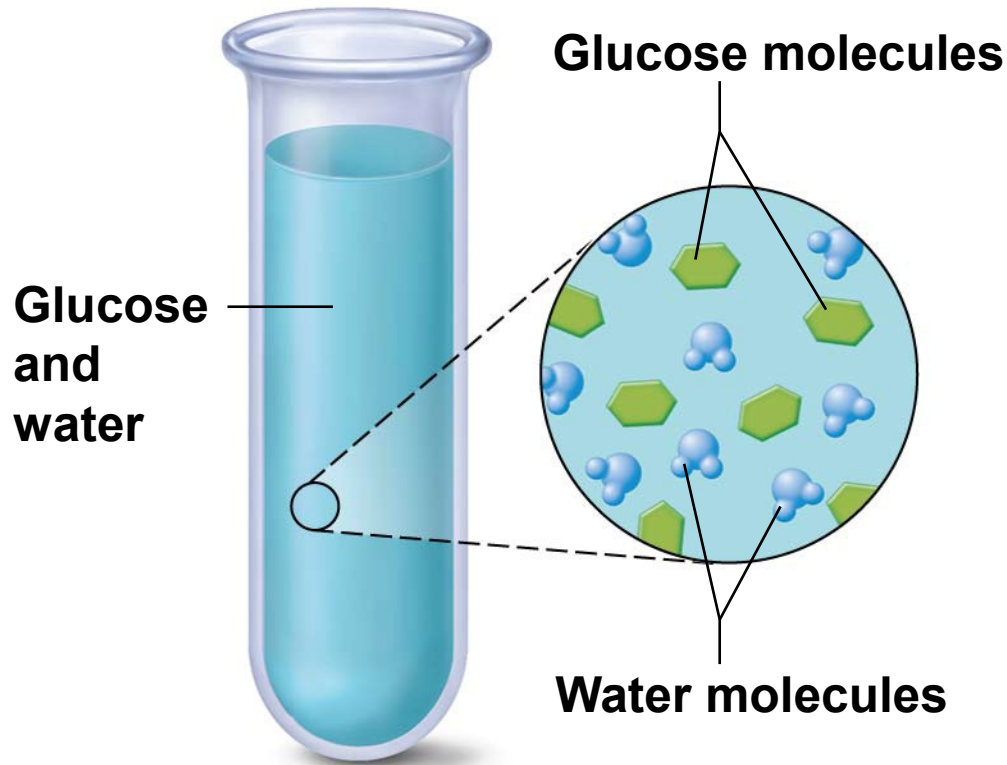
Solution – consists of particles of matter called the **solute** mixed with a more abundant substance (usually water) called the **solvent**

Solute can be gas, solid or liquid

Solutions are defined by the following properties:

- solute particles under 1nm
- solute particles do not scatter light
- will pass through most membranes
- will not separate on standing





Solution

Particles extremely small and not visible; do not settle out; one component dissolves in the other component.


Colloids

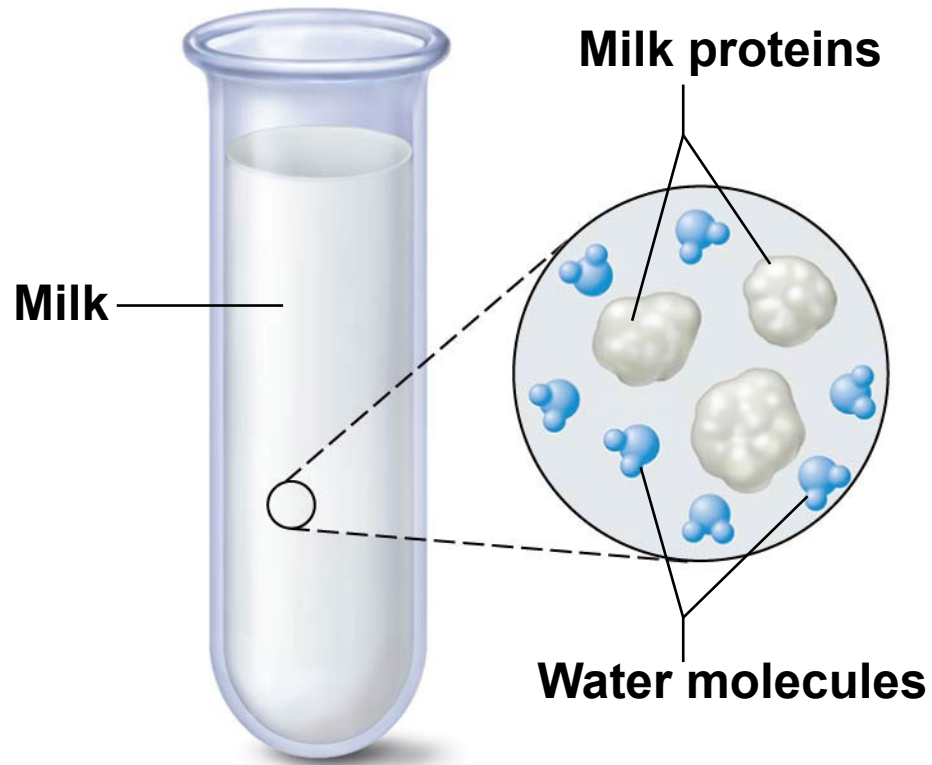
Most common colloids in the body is a mixture of **protein** and water

May change from liquid to gel state within and between cells

Colloids defined by the following physical properties:

- particles range from 1 – 100 nm in size
- scatter light and are usually cloudy
- particles too large to pass through semipermeable membrane
- particles remain permanently mixed with the solvent when mixture stands





Colloid

**Two distinct components;
particles small and not visible; but do not settle out; hydrated.**

Suspensions and Emulsions

Suspension

Defined by the following physical properties

Particles exceed 100nm


Too large to penetrate selectively permeable membranes

Cloudy or opaque in appearance

Separates on standing

Emulsion // suspension of one liquid in another // e.g. fat in milk

Copyright © The McGraw-Hill Companies, Inc. Permission required for reproduction or display.

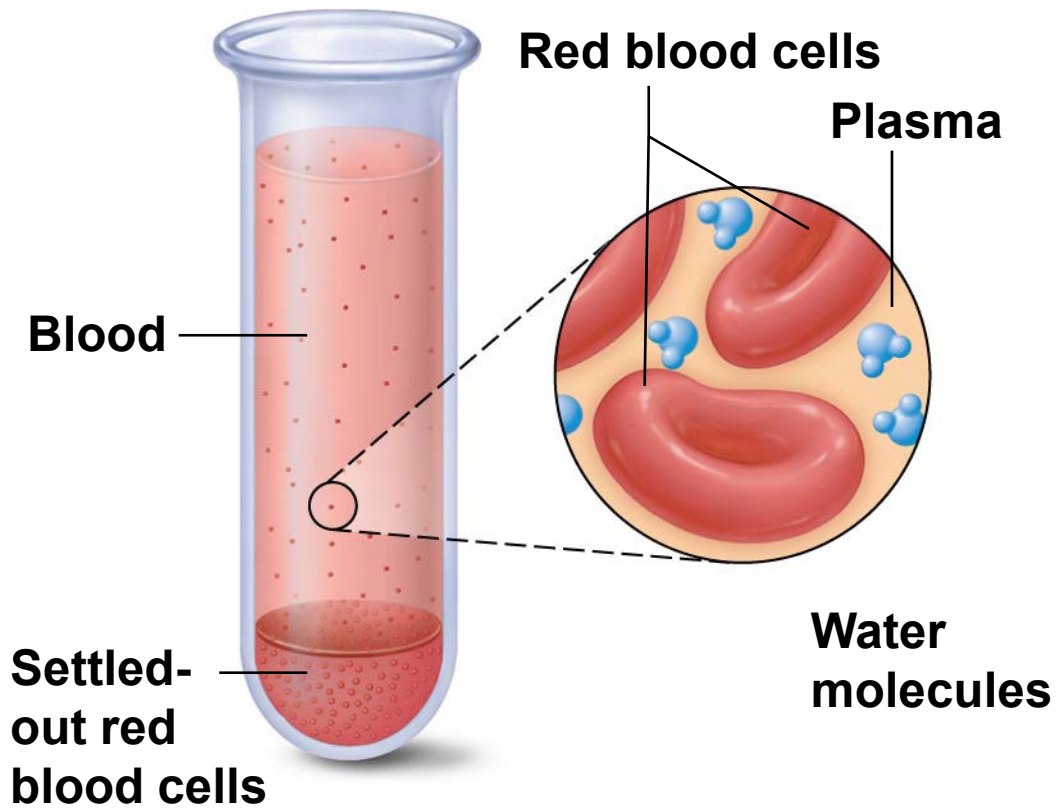


(a)

(b)

(c)

(d)



Suspension

Particles large and usually visible; settle out.

Copyright © The McGraw-Hill Companies, Inc. Permission required for reproduction or display.

TABLE 2.4

Types of Mixtures

	Solution	Colloid	Suspension
<i>Particle Size</i>	< 1 nm	1-100 nm	> 100 nm
<i>Appearance</i>	Clear	Often cloudy	Cloudy-opaque
<i>Will particles settle out?</i>	No	No	Yes
<i>Will particles pass through a selectively permeable membrane?</i>	Yes	No	No
<i>Examples</i>	Glucose in blood O ₂ in water Saline solutions Sugar in coffee	Proteins in blood Intracellular fluid Milk protein Gelatin	Blood cells Cornstarch in water Fats in blood Kaopectate

pH

pH is a scale that measures the number of “free” protons (H⁺) in the water

The greater the hydrogen ion concentration, the lower the pH number

Strong acid = pH 0 // Strong base = pH 14 // water pH is 7

Measurement of molarity of H⁺ [H⁺] on a logarithmic scale

pH scale invented by Soren Sorensen in 1909 to measure acidity of beer

$$\text{pH} = -\log [\text{H}^+] \text{ thus } \text{pH} = -\log [10^{-3}] = 3$$

Acids, Bases, Salts

An **acid** is proton donor (releases H^+ ions in water)

A **base** is proton acceptor (accepts H^+ ions) // (NaOH is a base because it dissociated into a OH- ions and the hydroxyl group and a free proton binds to the OH-))

pH – a measure derived from the molarity of H^+

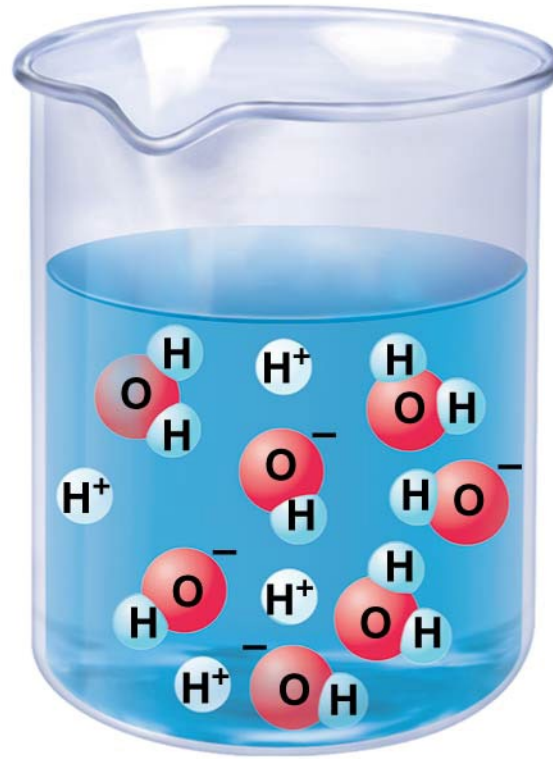
a pH of 7.0 is neutral pH // ($H^+ = OH^-$)

a pH of less than 7 is acidic solution // ($H^+ > OH^-$)

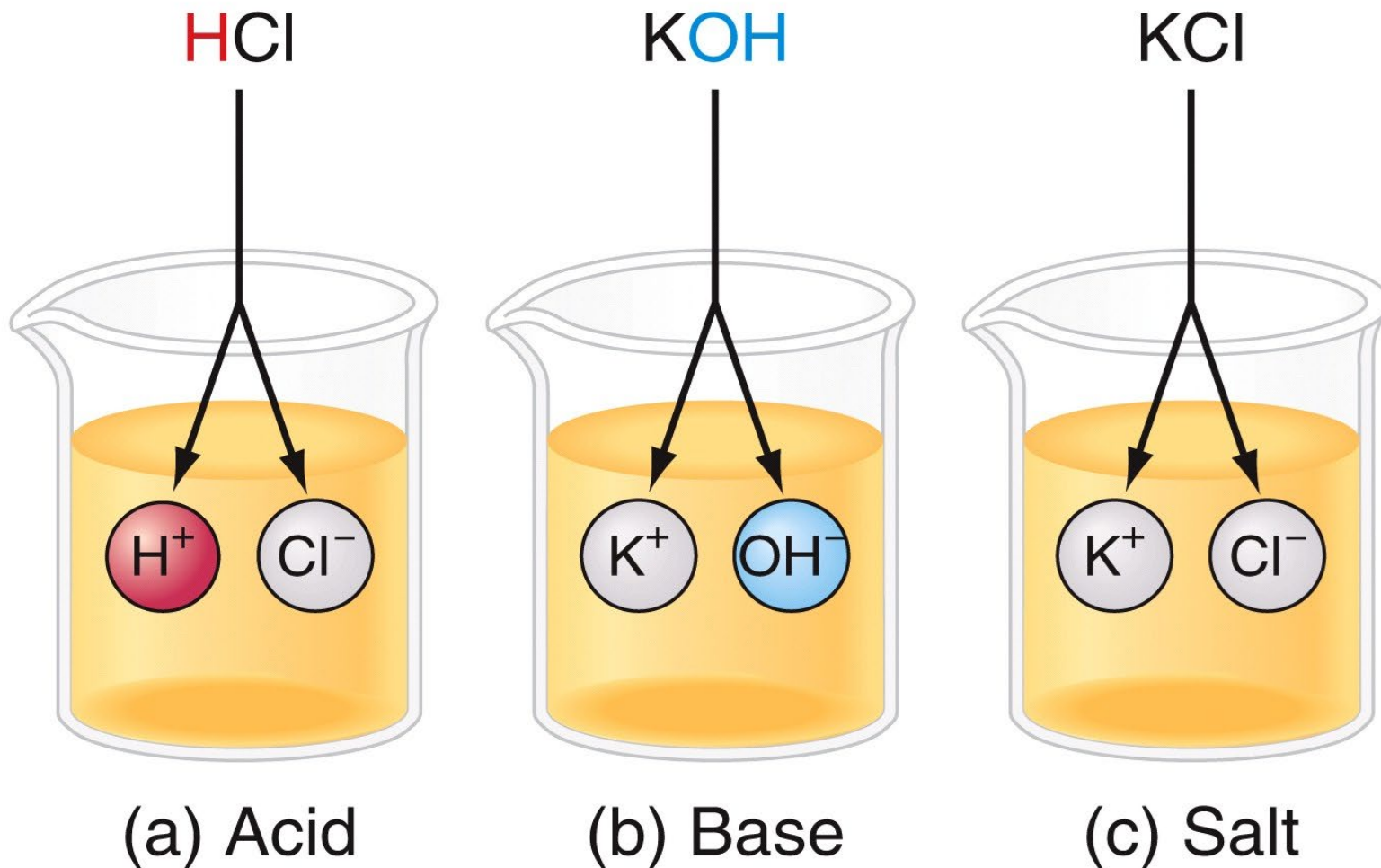
a pH of greater than 7 is basic solution // ($OH^- > H^+$)

What is the difference in water's pH if the proton is attached to a protein by a hydrogen bond or the proton is “free” in the water?


The behavior of acids and bases in water.



- (a) Some water molecules dissociate to H^+ and OH^- . In pure water, the numbers of H^+ and OH^- are equal.**

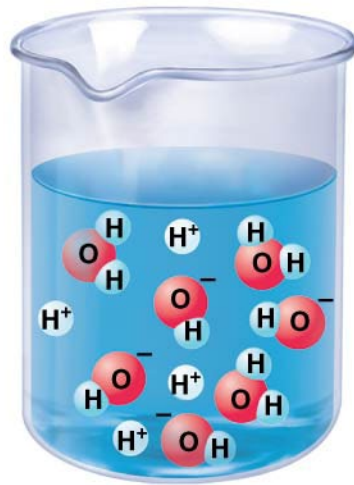


What happens if you add equal amount of HCl and KOH together?



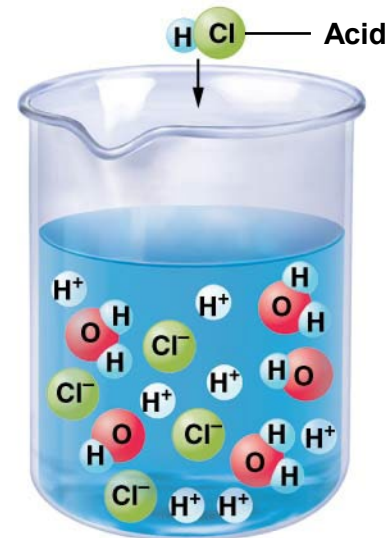
Answer: You make water and a salt!

The behavior of acids and bases in water.



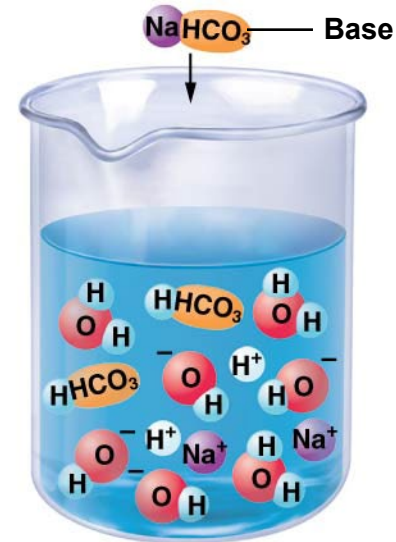
(a) Some water molecules dissociate to H^+ and OH^- . In pure water, the numbers of H^+ and OH^- are equal.

Add acid



(b) An acid (HCl) releases H^+ and so increases the H^+ concentration of the solution.

Add base



(c) A base ($NaHCO_3$) binds free H^+ and so decreases the H^+ concentration of the solution.

pH

One **number change** on the pH scale represents a 10 fold change in H^+ concentration

A solution with pH of 4.0 is 10 times as acidic as one with pH of 5.0

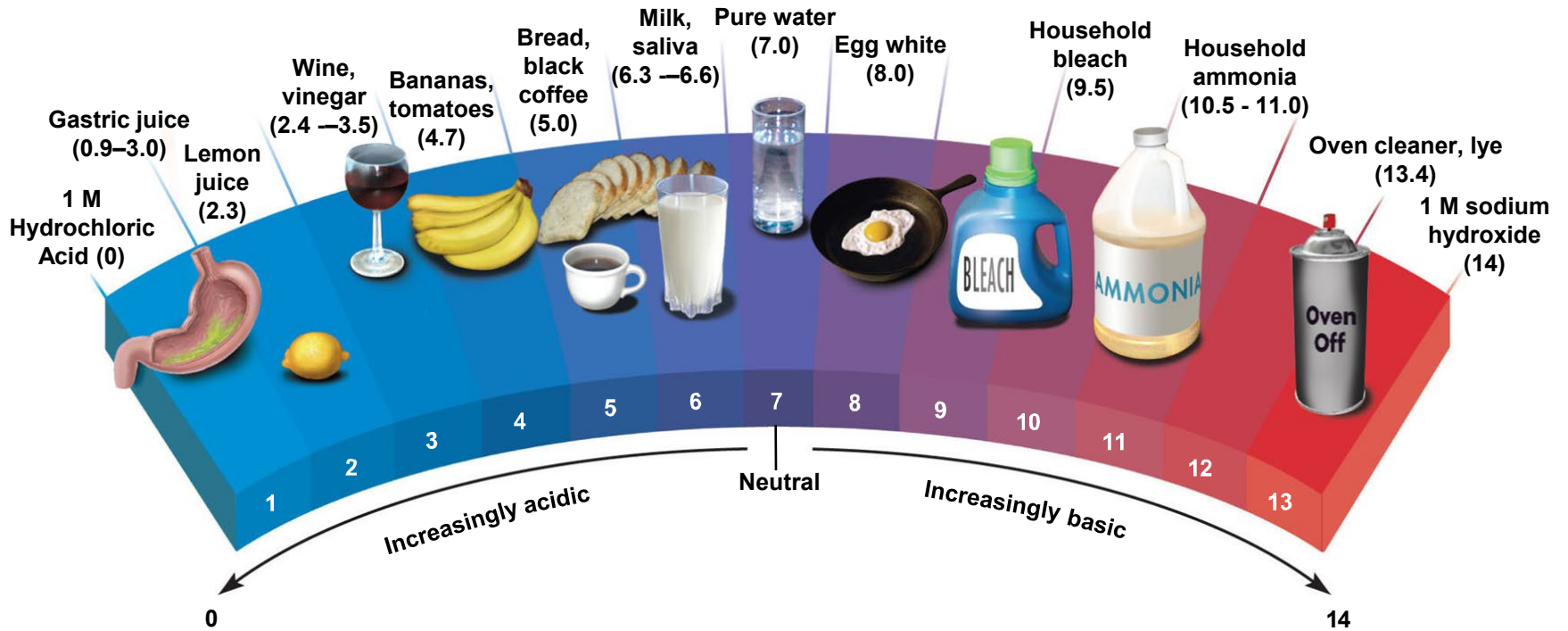
A buffer resist the change in pH // Our body use **buffers** to maintain pH homeostasis

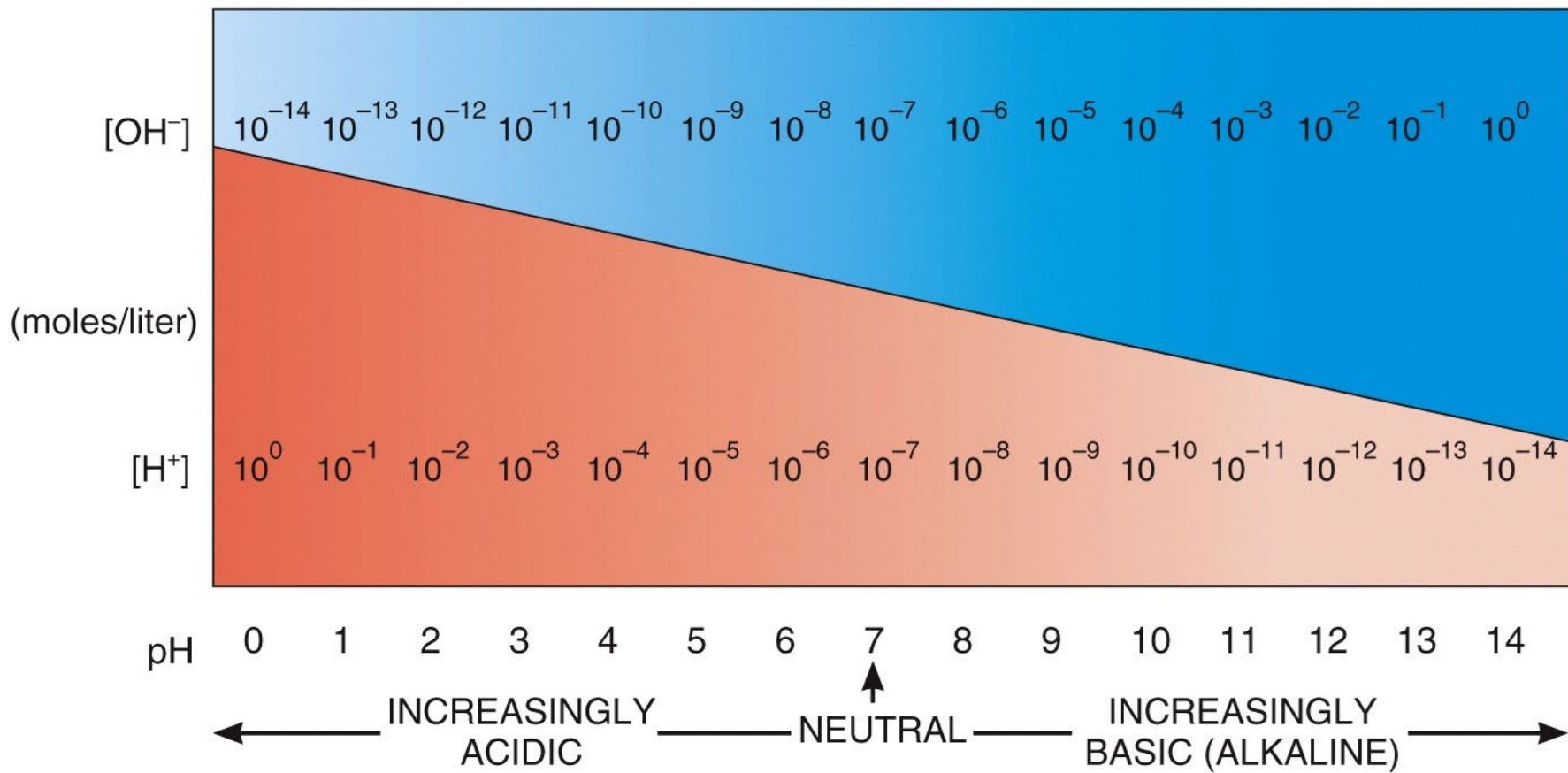
Slight pH disturbances can disrupt physiological functions and alter drug actions

pH of blood ranges from 7.35 to 7.45

Deviations from this range cause tremors, paralysis or even death

pH Scale





Chemical Reaction

Chemical reaction – a process in which a covalent or ionic bond is formed or broken

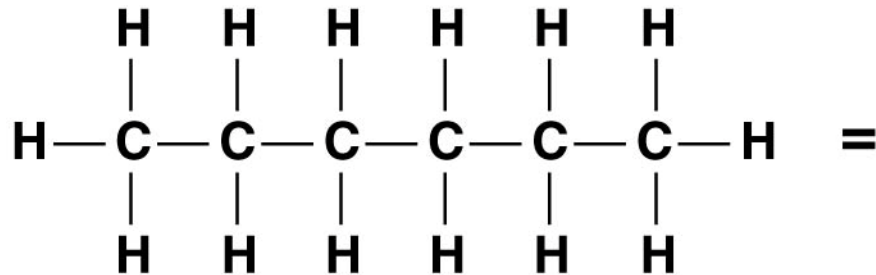
Chemical equation – symbolizes the course of a chemical reaction

Reactants (on left) → products (on right)

Classes of chemical reactions

- decomposition reactions
- synthesis reactions
- exchange reactions

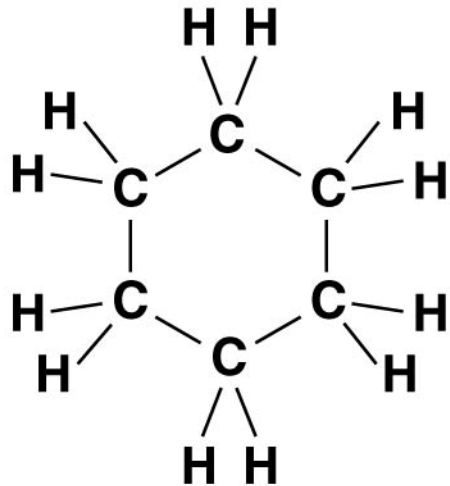
Carbon atoms forms the “backbone” for the macromolecules of life. Carbon's four valence electrons allow carbon to make macromolecules that form linear chains, branching chains, and ring structures.



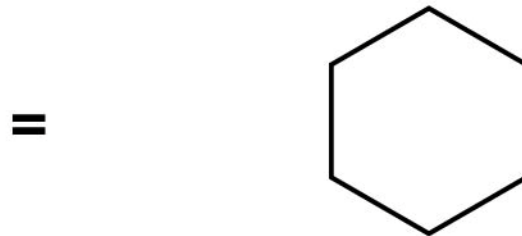
Hydrocarbon chain



Another way to show a hydrocarbon chain; the C atoms are at each point, and the H atoms are not shown.



Hydrocarbon ring



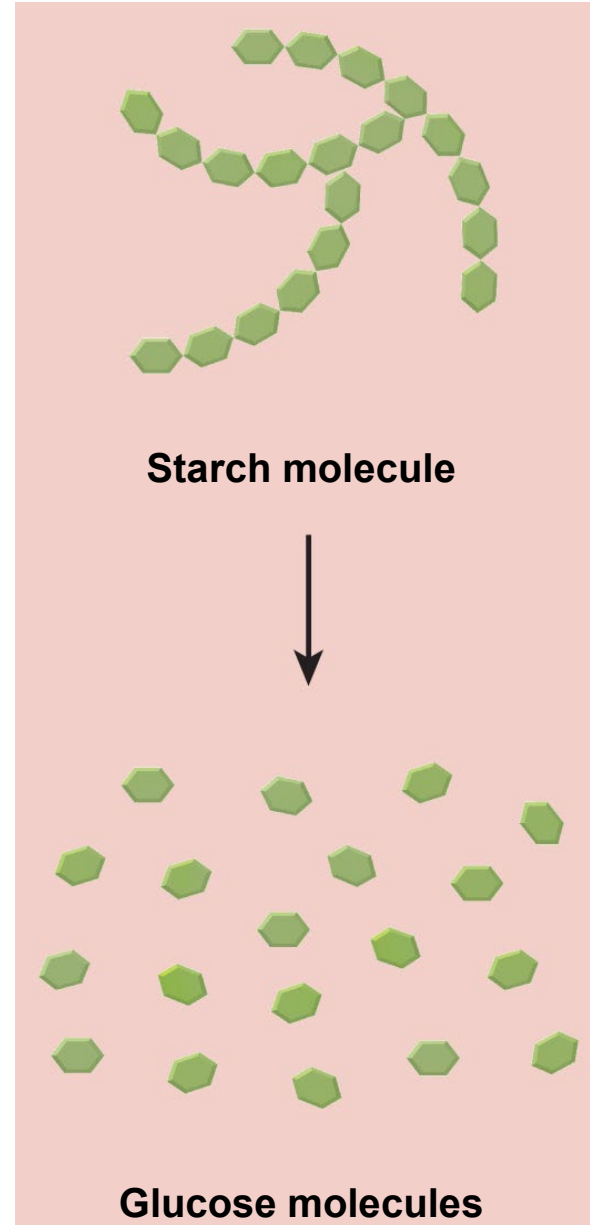
Another way to show a hydrocarbon ring; the C atoms are at each corner, and the H atoms are not shown.

Decomposition Reactions

Large molecule breaks
down into two or more
smaller ones



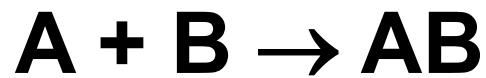
Copyright © The McGraw-Hill Companies, Inc. Permission required for reproduction or display.



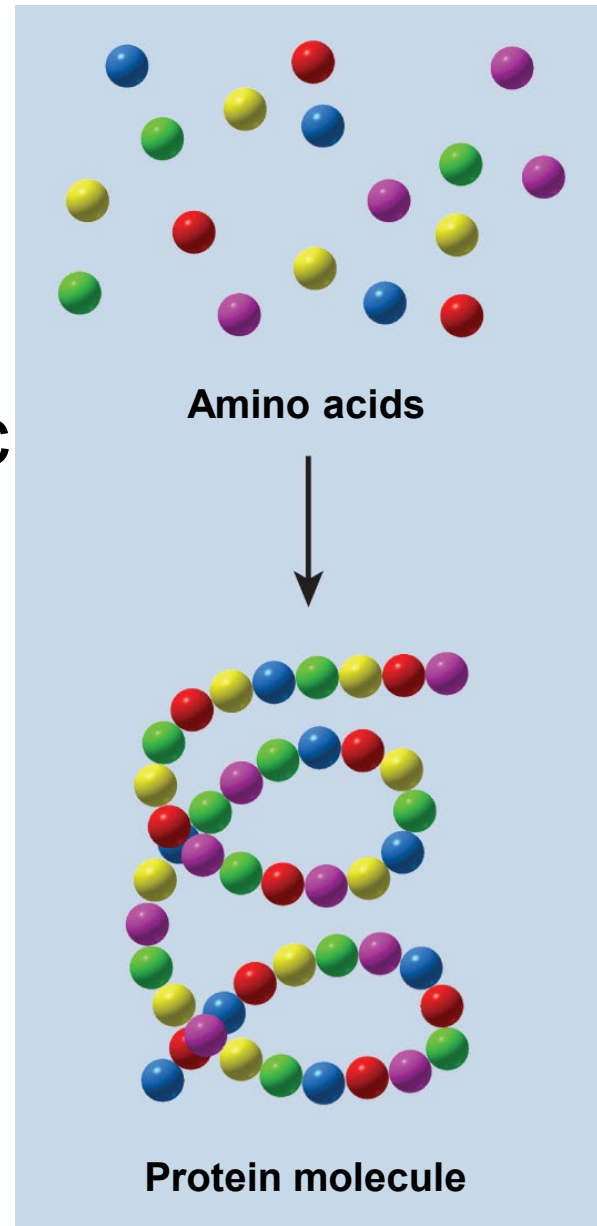
(a) Decomposition reaction

Synthesis Reactions

Two or more small molecules combine to form a larger one



Copyright © The McGraw-Hill Companies, Inc. Permission required for reproduction or display.



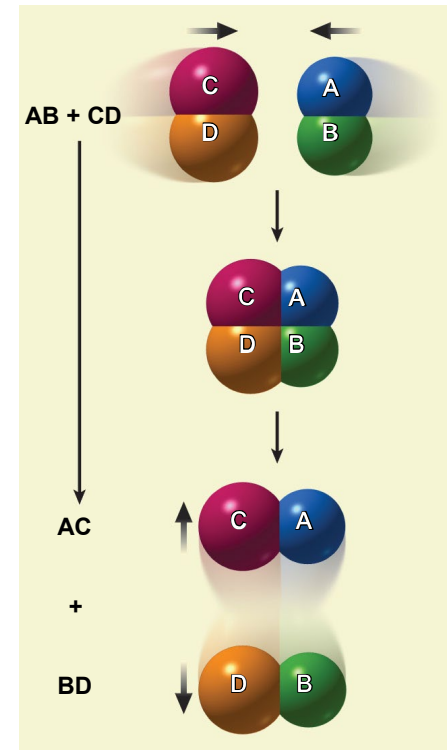
(b) Synthesis reaction

Exchange Reactions

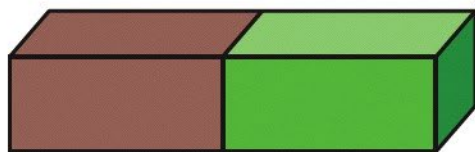
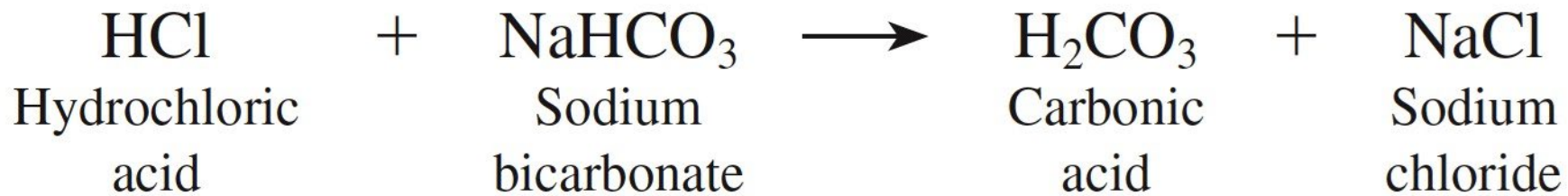
Two molecules exchange atoms or group of atoms



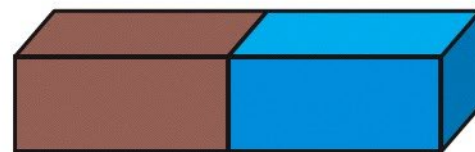
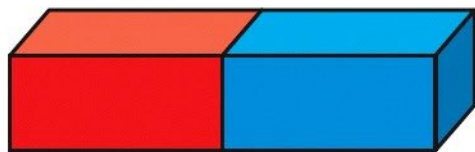
Stomach acid (HCl) and sodium bicarbonate (NaHCO₃) from the pancreas combine to form NaCl and H₂CO₃.



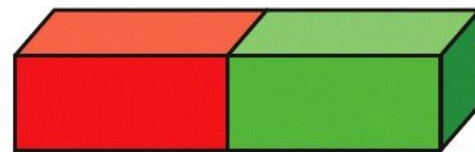
(c) Exchange reaction



+



+



Reversible Reactions

Reversible means the equation can go in either direction

Symbolized with double-headed arrow



This is the most important reversible equations in human physiology

Memorize this equation: /// carbon dioxide plus water forms carbonic acid which dissociates into bicarbonate and a proton. (What is a proton?)

Bicarbonate is a weak base. // Carbonic acid is a weak acid

It plays a critical role in the respiratory system, urinary system, digestive system, and many other physiologic mechanisms

What determines the direction of the reaction? (see next slide)

Reversible Reactions

Law of mass action determines direction

Proceeds from the side of equation with greater quantity of reactants to the side with the lesser quantity

Required enzyme (biocatalyst) **carbonic anhydrase / inside RBC**

Equilibrium exists when the concentration of products to reactants is equal



What will happen to this proton?
Significance?

CO₂ is produced inside the mitochondria of our cells throughout body. High CO₂ and low bicarbonate concentrations push equation to the right.

CO₂ becomes carbonic acid
Carbonic anhydrase changes carbonic acid into bicarbonate.
Now the CO₂ is transported in the blood as bicarbonate.

When bicarbonate reaches the lung tissue, there is very little CO₂ but very high concentrations of bicarbonate. This now moves the equation to the left and CO₂ forms. Now lungs excretes CO₂

Reaction Rates

Basis for chemical reactions is **molecular motion** and **collisions** //

Reactions occur when molecules collide with enough force and the correct orientation

Reaction Rates affected by:

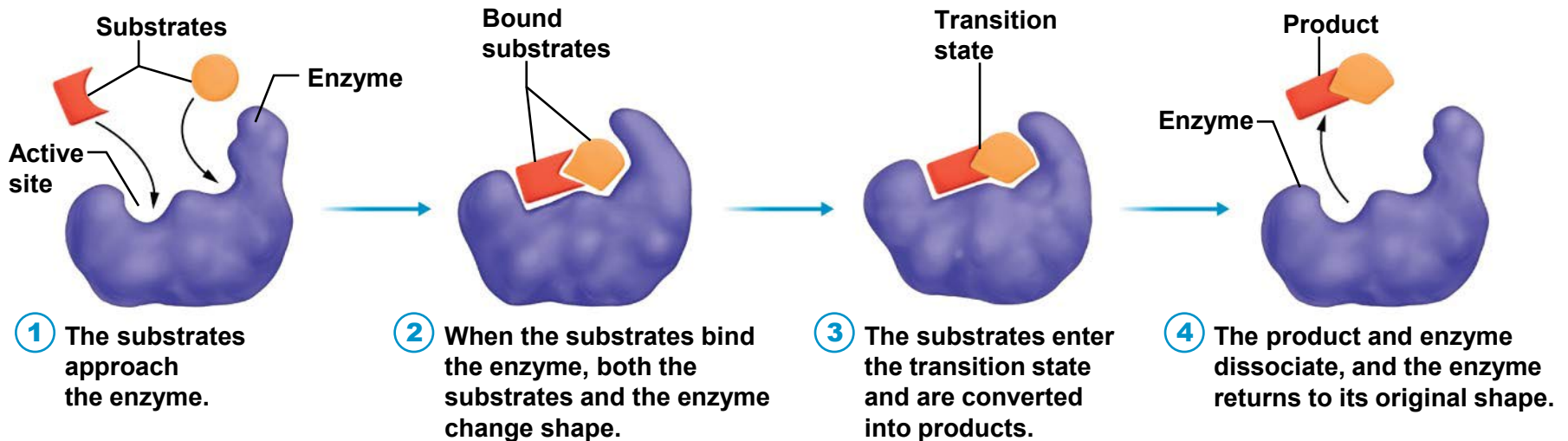
–**Concentration** // reaction rates increase when the reactants are more concentrated

–**Temperature** // reaction rates increase when the temperature rises

–**Catalysts** –substances that temporarily bond to reactants, hold them in favorable position to react with each other, and may change the shapes of reactants in ways that make them more likely to react.

- speed up reactions without permanent change to itself
- holds reactant molecules in correct orientation
- catalyst not permanently consumed or changed by the reaction
- enzymes are important biological catalysts**

What is an enzyme? What is a substrate?



What macromolecules make enzyme's structure?

Where is the information in a cell stored to make this macromolecule?

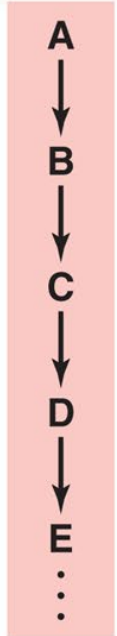
What maintains the shape of an enzyme?

How may you “damage” an enzyme?

Why is the enzyme called a functional protein and not a structural protein?

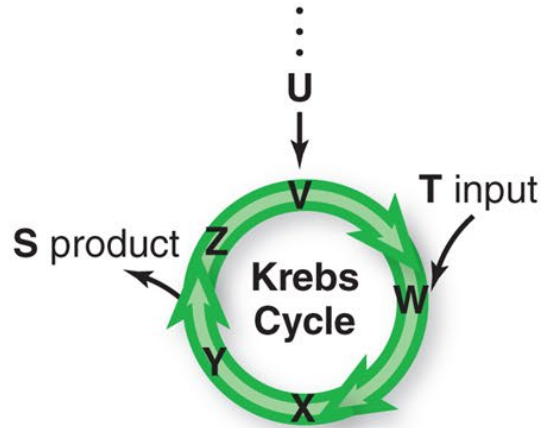
Multienzyme Systems

Linear



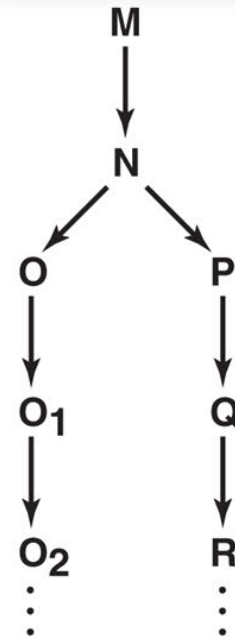
Example:
Glycolysis

Cyclic

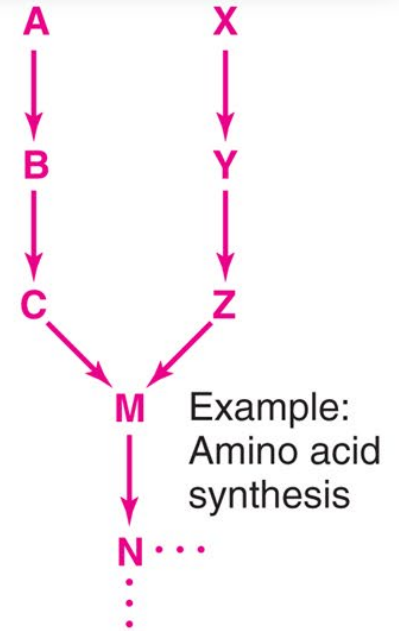


Branched

Divergent



Convergent



Examples of metabolic pathways.

Metabolism

Metabolism = All the chemical reactions that occur within a cell

Catabolic // energy releasing (exergonic) decomposition reactions

- breaks covalent bonds
- produces smaller molecules
- releases useful energy

Anabolic // energy storing (endergonic) synthesis reactions

- requires energy input
- E.g. production of protein or fat
- driven by energy that catabolism releases

Catabolism and Anabolism are inseparably linked

Table 7.6 Amphibolic Pathways of Glucose Metabolism

Anabolic Pathways

Intermediates from glycolysis are fed into the amino acid synthesis pathway. From there, the compounds are formed into proteins. Amino acids can then contribute nitrogenous groups to nucleotides to form nucleic acids.

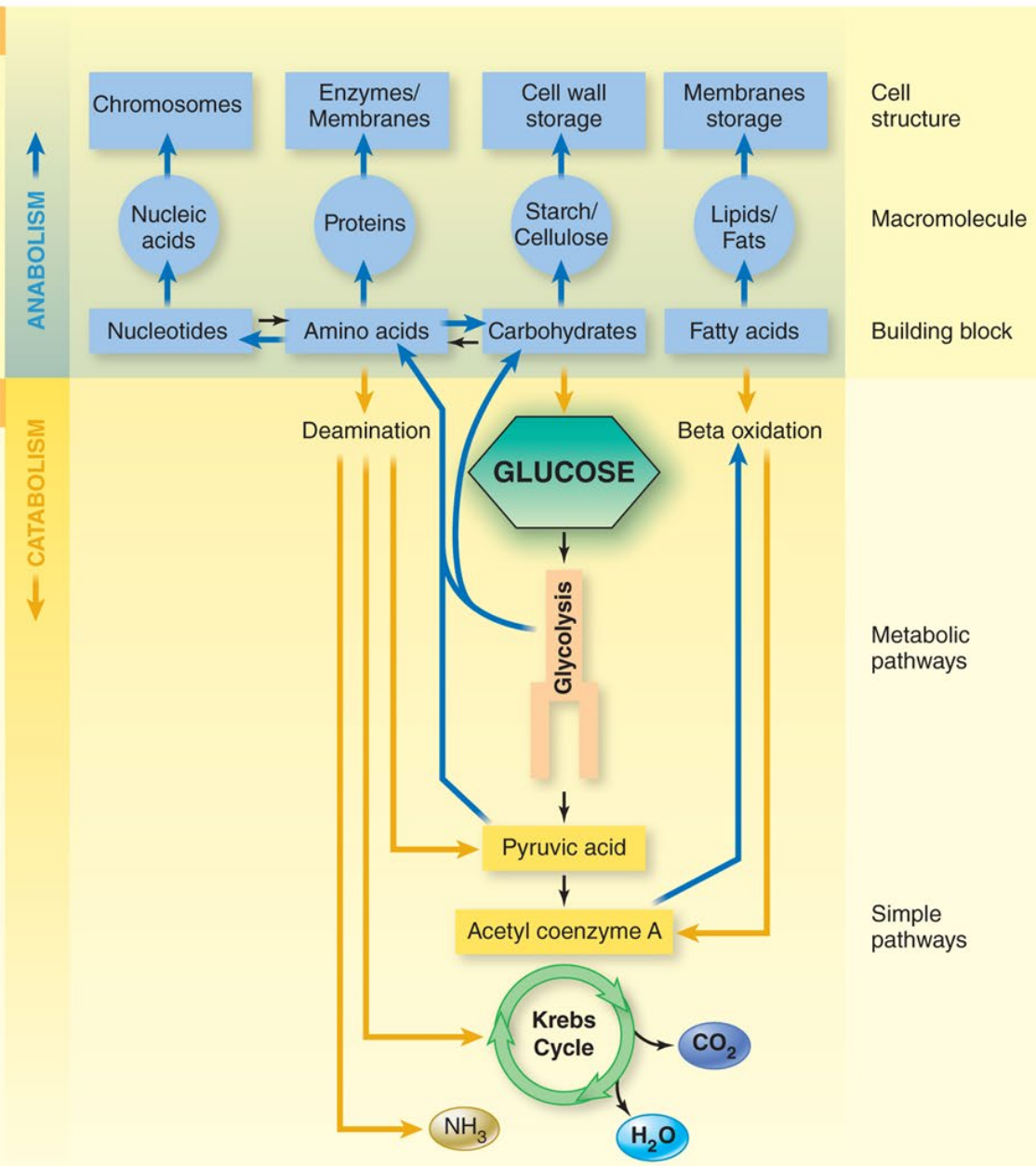
Glucose and related simple sugars are made into additional sugars and polymerized to form complex carbohydrates.

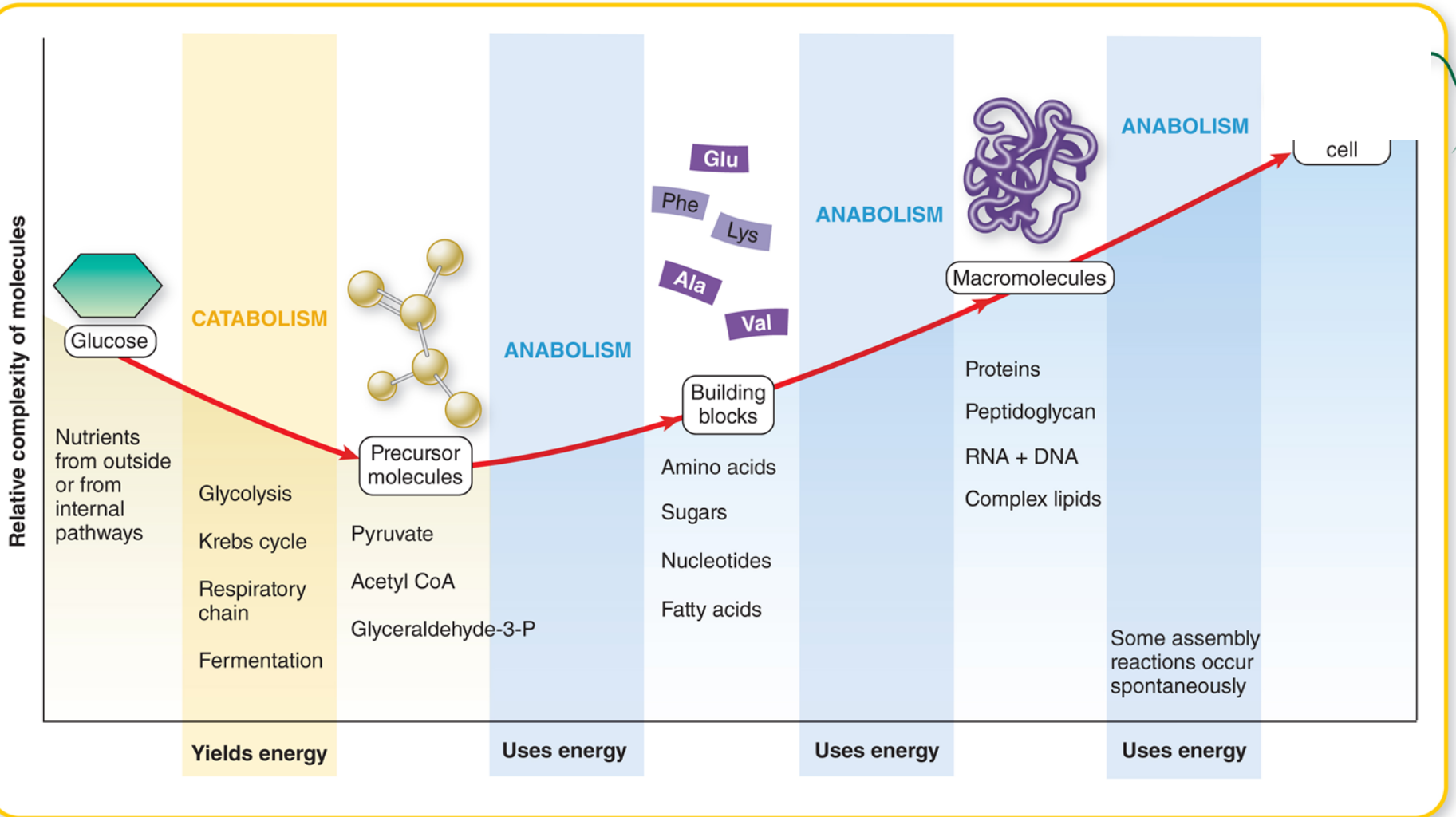
The glycolysis product acetyl CoA can be oxidized to form fatty acids, critical components of lipids.

Catabolic Pathways

In addition to the respiration and fermentation pathways already described, bacteria can deaminate amino acids, which leads to the formation of a variety of metabolic intermediates, including pyruvate and acetyl CoA.

Also, fatty acids can be oxidized to form acetyl CoA.





Oxidation-Reduction Reactions

These reactions transfer an electron from one atom to another (or transfer an electron from one molecule to another molecule)

Oxidation

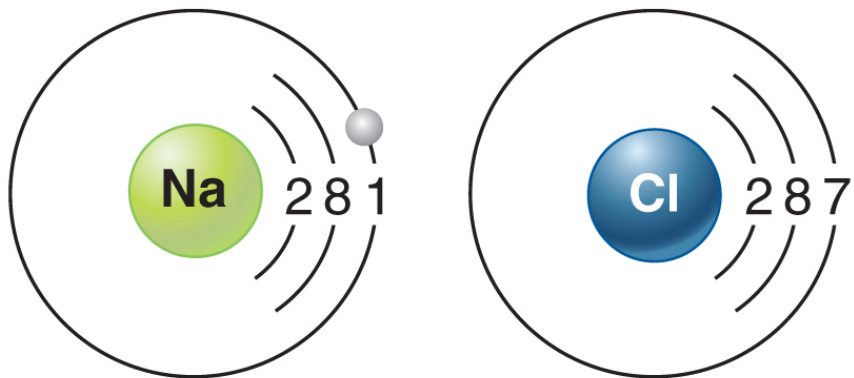
- any chemical reaction in which a molecule **gives up electrons** and releases energy
- molecule is said to be **oxidized** in this process
- electron acceptor molecule is the **oxidizing agent** // oxygen is often involved as the electron acceptor

Reduction

- any chemical reaction in which a **molecule gains electrons** and also gains energy
- molecule is said to be **reduced** when it accepts electrons
- molecule that donates electrons is the **reducing agent**

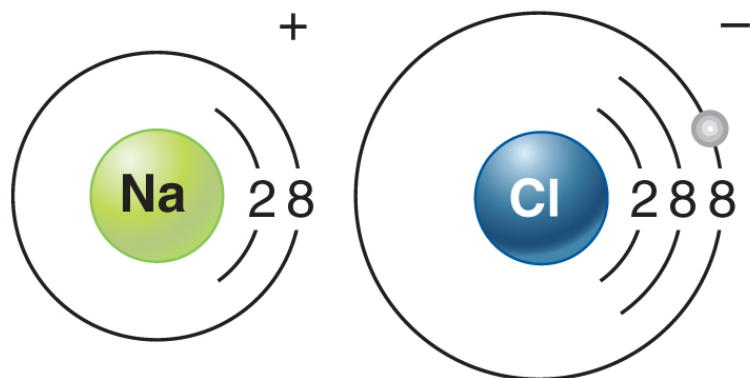
Oxidation-reduction (redox) reactions

- oxidation of one molecule is always accompanied by the reduction of another
- electrons are often **transferred as hydrogen atoms**
- molecules like NAD and FAD (i.e. co-enzymes) are used to transfer H⁺ and electron



Reducing agent
gives up electrons.

Oxidizing agent
accepts electrons.



Oxidized
cation

Reduced
anion

Sodium is oxidized and
chloride is reduced.

Copyright © The McGraw-Hill Companies, Inc. Permission required for reproduction or display.

TABLE 2.5

Energy-Transfer Reactions in the Human Body

Exergonic Reactions

- Oxidation An exergonic reaction in which electrons are removed from a reactant. Electrons may be removed one or two at a time and may be removed in the form of hydrogen atoms (H or H₂). The product is then said to be oxidized.
- Decomposition A reaction such as digestion and cell respiration, in which larger molecules are broken down into smaller ones.
- Catabolism The sum of all decomposition reactions in the body.

Endergonic Reactions

- Reduction An endergonic reaction in which electrons are donated to a reactant. The product is then said to be reduced.
- Synthesis A reaction such as protein and glycogen synthesis, in which two or more smaller molecules are combined into a larger one.
- Anabolism The sum of all synthesis reactions in the body.

Biochemistry – the study of the arrangement of different elements molecules that compose living organisms

- Carbohydrates
- Fats
- Proteins
- Nucleic acids

Note: See Chapter Two Second Power Point Presentation // Organic and Biochemistry